



Spare Parts List

V/OGELSANG



VacUnit DP 2 x VX136-210Q

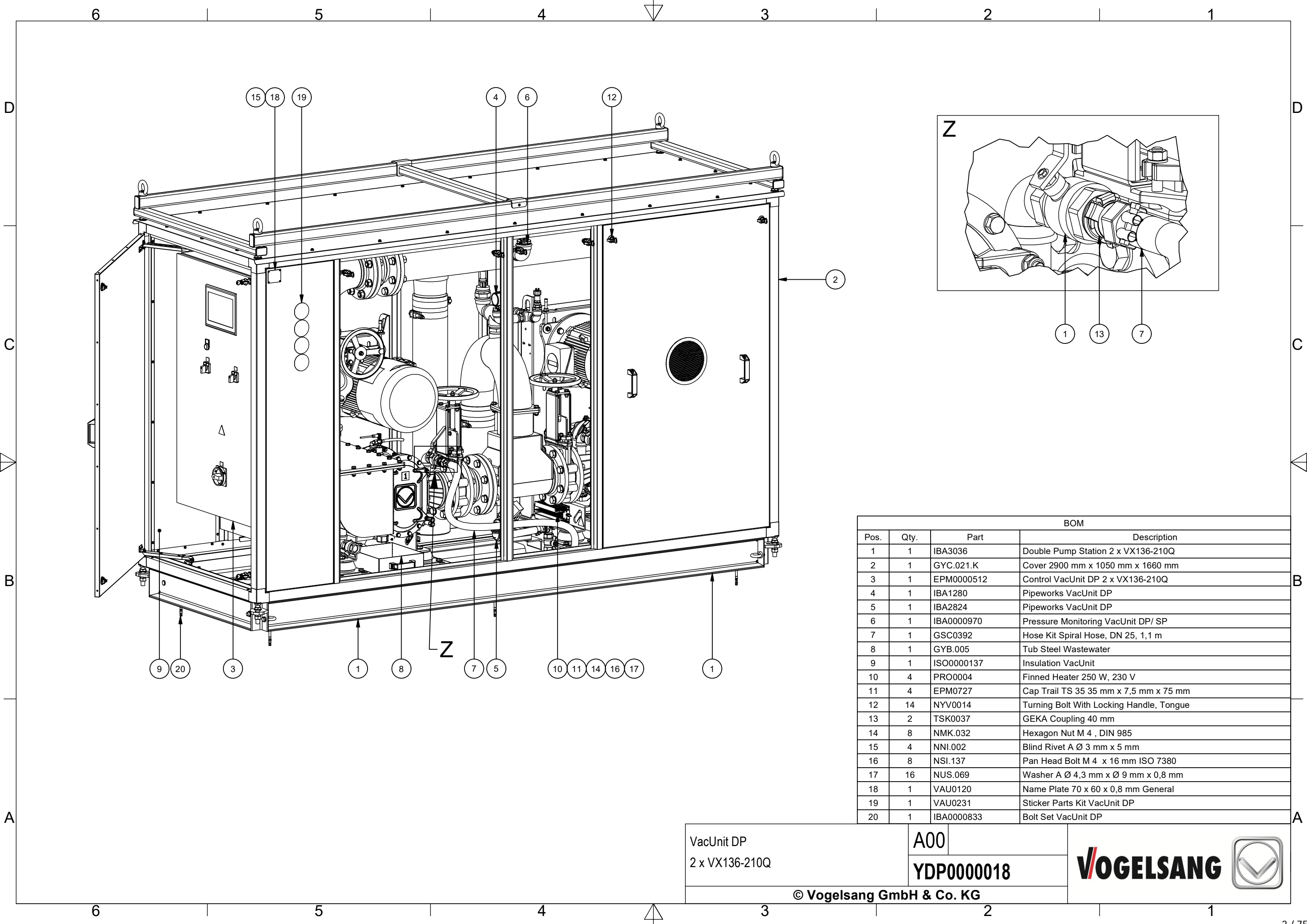
Machine Type

YDP00000018

Part Number

Table of Contents

| Drw-Pos. | ERP-Pos. | Denomination | Quantity | Part | Page |
|----------|----------|--|-----------|------------|------|
| 10 | 10 | VacUnit DP Basic 2 x VX136-210Q | 1.000 St | IBA3036 | 4 |
| 20 | 20 | Cabinet 2900 mm x 1050 mm x 1660 mm | 1.000 St | GYC.021.K | 53 |
| 30 | 30 | Control VacUnit DP 2 x VX136-210Q | 1.000 St | EPM0000512 | 65 |
| 40 | 40 | Pipeworks VacUnit DP | 1.000 St | IBA1280 | 66 |
| 50 | 50 | Pipeworks VacUnit DP | 1.000 St | IBA2824 | 67 |
| 60 | 60 | Pressure Monitoring VacUnit DP/ SP | 1.000 St | IBA0000970 | 68 |
| 70 | 70 | Hose Kit Spiral Hose, DN 25, 1,1 m | 1.000 St | GSC0392 | 69 |
| 80 | 80 | Tub Steel Wastewater | 1.000 St | GYB.005 | 70 |
| 90 | 90 | Insulation VacUnit | 1.000 St | ISO0000137 | |
| 100 | 100 | Finned Heater 250 W, 230 V | 4.000 St | PRO0004 | |
| 110 | 110 | Cap Trail TS 35 35 mm x 7,5 mm x 75 mm | 4.000 St | EPM0727 | |
| 120 | 120 | Turning Bolt With Locking Handle, Tongue | 14.000 St | NYV0014 | 71 |
| 130 | 130 | GEKA Coupling 40 mm | 2.000 St | TSK0037 | |
| 140 | 140 | Hexagon Nut M 4 , DIN 985 | 8.000 St | NMK.032 | |
| 150 | 150 | Blind Rivet A Ø 3 mm x 5 mm | 4.000 St | NNI.002 | |
| 160 | 160 | Pan Head Bolt M 4 x 16 mm ISO 7380 | 8.000 St | NSI.137 | |
| 170 | 170 | Washer A Ø 4,3 mm x Ø 9 mm x 0,8 mm | 16.000 St | NUS.069 | |
| 180 | 180 | Name Plate 70 x 60 x 0,8 mm General | 1.000 St | VAU0120 | |
| 190 | 190 | Sticker Parts Kit VacUnit DP | 1.000 St | VAU0231 | 72 |
| 200 | 200 | Bolt Set VacUnit DP | 1.000 St | IBA0000833 | 73 |
| 210 | 210 | Bolt Set VacUnit DP | 1.000 St | IBA0000455 | 74 |



| BOM | | | |
|------|------|------------|--|
| Pos. | Qty. | Part | Description |
| 1 | 1 | IBA3036 | Double Pump Station 2 x VX136-210Q |
| 2 | 1 | GYC.021.K | Cover 2900 mm x 1050 mm x 1660 mm |
| 3 | 1 | EPM0000512 | Control VacUnit DP 2 x VX136-210Q |
| 4 | 1 | IBA1280 | Pipeworks VacUnit DP |
| 5 | 1 | IBA2824 | Pipeworks VacUnit DP |
| 6 | 1 | IBA0000970 | Pressure Monitoring VacUnit DP/ SP |
| 7 | 1 | GSC0392 | Hose Kit Spiral Hose, DN 25, 1,1 m |
| 8 | 1 | GYB.005 | Tub Steel Wastewater |
| 9 | 1 | ISO0000137 | Insulation VacUnit |
| 10 | 4 | PRO0004 | Finned Heater 250 W, 230 V |
| 11 | 4 | EPM0727 | Cap Trail TS 35 35 mm x 7,5 mm x 75 mm |
| 12 | 14 | NYV0014 | Turning Bolt With Locking Handle, Tongue |
| 13 | 2 | TSK0037 | GEKA Coupling 40 mm |
| 14 | 8 | NMK.032 | Hexagon Nut M 4 , DIN 985 |
| 15 | 4 | NNI.002 | Blind Rivet A Ø 3 mm x 5 mm |
| 16 | 8 | NSI.137 | Pan Head Bolt M 4 x 16 mm ISO 7380 |
| 17 | 16 | NUS.069 | Washer A Ø 4,3 mm x Ø 9 mm x 0,8 mm |
| 18 | 1 | VAU0120 | Name Plate 70 x 60 x 0,8 mm General |
| 19 | 1 | VAU0231 | Sticker Parts Kit VacUnit DP |
| 20 | 1 | IBA0000833 | Bolt Set VacUnit DP |

VacUnit DP
2 x VX136-210Q

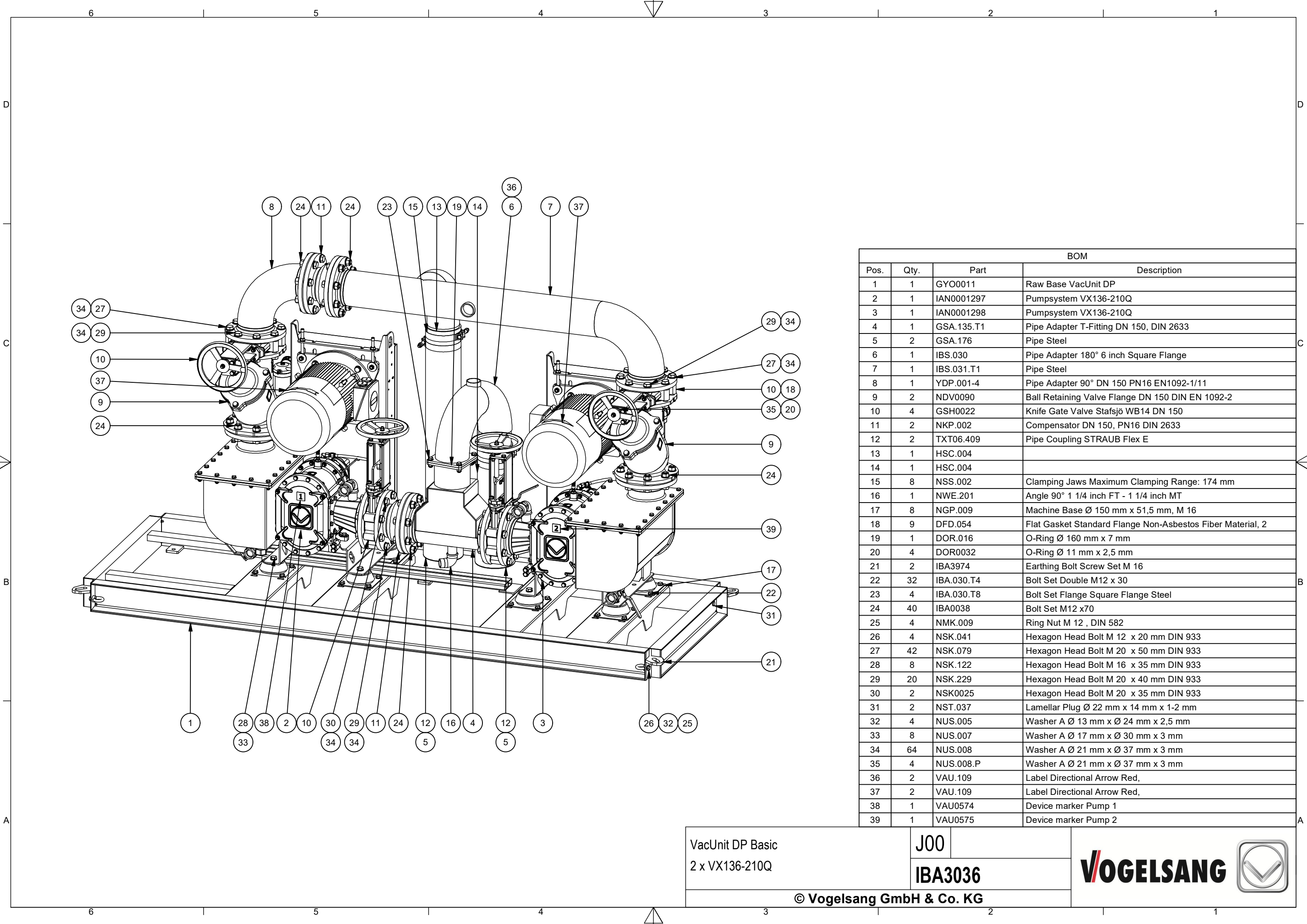
A00

YDP0000018

© Vogelsang GmbH & Co. KG

VOGELSANG

3 / 75



| BOM | | | |
|------|------|------------|--|
| Pos. | Qty. | Part | Description |
| 1 | 1 | GYO0011 | Raw Base VacUnit DP |
| 2 | 1 | IAN0001297 | Pumpsystem VX136-210Q |
| 3 | 1 | IAN0001298 | Pumpsystem VX136-210Q |
| 4 | 1 | GSA.135.T1 | Pipe Adapter T-Fitting DN 150, DIN 2633 |
| 5 | 2 | GSA.176 | Pipe Steel |
| 6 | 1 | IBS.030 | Pipe Adapter 180° 6 inch Square Flange |
| 7 | 1 | IBS.031.T1 | Pipe Steel |
| 8 | 1 | YDP.001-4 | Pipe Adapter 90° DN 150 PN16 EN1092-1/11 |
| 9 | 2 | NDV0090 | Ball Retaining Valve Flange DN 150 DIN EN 1092-2 |
| 10 | 4 | GSH0022 | Knife Gate Valve Stafsjö WB14 DN 150 |
| 11 | 2 | NKP.002 | Compensator DN 150, PN16 DIN 2633 |
| 12 | 2 | TXT06.409 | Pipe Coupling STRAUB Flex E |
| 13 | 1 | HSC.004 | |
| 14 | 1 | HSC.004 | |
| 15 | 8 | NSS.002 | Clamping Jaws Maximum Clamping Range: 174 mm |
| 16 | 1 | NWE.201 | Angle 90° 1 1/4 inch FT - 1 1/4 inch MT |
| 17 | 8 | NGP.009 | Machine Base Ø 150 mm x 51,5 mm, M 16 |
| 18 | 9 | DFD.054 | Flat Gasket Standard Flange Non-Asbestos Fiber Material, 2 |
| 19 | 1 | DOR.016 | O-Ring Ø 160 mm x 7 mm |
| 20 | 4 | DOR0032 | O-Ring Ø 11 mm x 2,5 mm |
| 21 | 2 | IBA3974 | Earthing Bolt Screw Set M 16 |
| 22 | 32 | IBA.030.T4 | Bolt Set Double M12 x 30 |
| 23 | 4 | IBA.030.T8 | Bolt Set Flange Square Flange Steel |
| 24 | 40 | IBA0038 | Bolt Set M12 x70 |
| 25 | 4 | NMK.009 | Ring Nut M 12 , DIN 582 |
| 26 | 4 | NSK.041 | Hexagon Head Bolt M 12 x 20 mm DIN 933 |
| 27 | 42 | NSK.079 | Hexagon Head Bolt M 20 x 50 mm DIN 933 |
| 28 | 8 | NSK.122 | Hexagon Head Bolt M 16 x 35 mm DIN 933 |
| 29 | 20 | NSK.229 | Hexagon Head Bolt M 20 x 40 mm DIN 933 |
| 30 | 2 | NSK0025 | Hexagon Head Bolt M 20 x 35 mm DIN 933 |
| 31 | 2 | NST.037 | Lamellar Plug Ø 22 mm x 14 mm x 1-2 mm |
| 32 | 4 | NUS.005 | Washer A Ø 13 mm x Ø 24 mm x 2,5 mm |
| 33 | 8 | NUS.007 | Washer A Ø 17 mm x Ø 30 mm x 3 mm |
| 34 | 64 | NUS.008 | Washer A Ø 21 mm x Ø 37 mm x 3 mm |
| 35 | 4 | NUS.008.P | Washer A Ø 21 mm x Ø 37 mm x 3 mm |
| 36 | 2 | VAU.109 | Label Directional Arrow Red, |
| 37 | 2 | VAU.109 | Label Directional Arrow Red, |
| 38 | 1 | VAU0574 | Device marker Pump 1 |
| 39 | 1 | VAU0575 | Device marker Pump 2 |

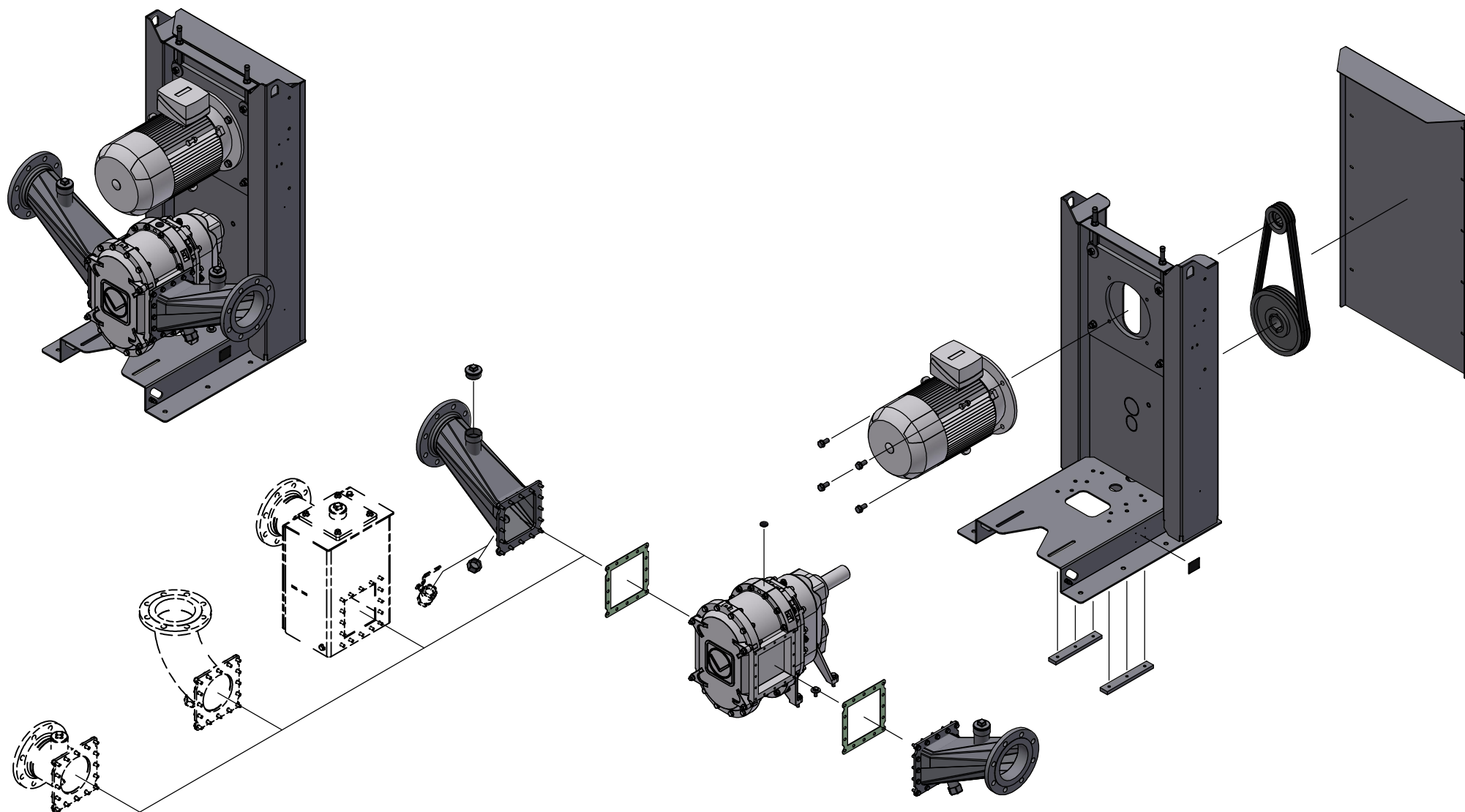
VacUnit DP Basic
2 x VX136-210Q

J00

IBA3036

© Vogelsang GmbH & Co. KG

VOGELSANG

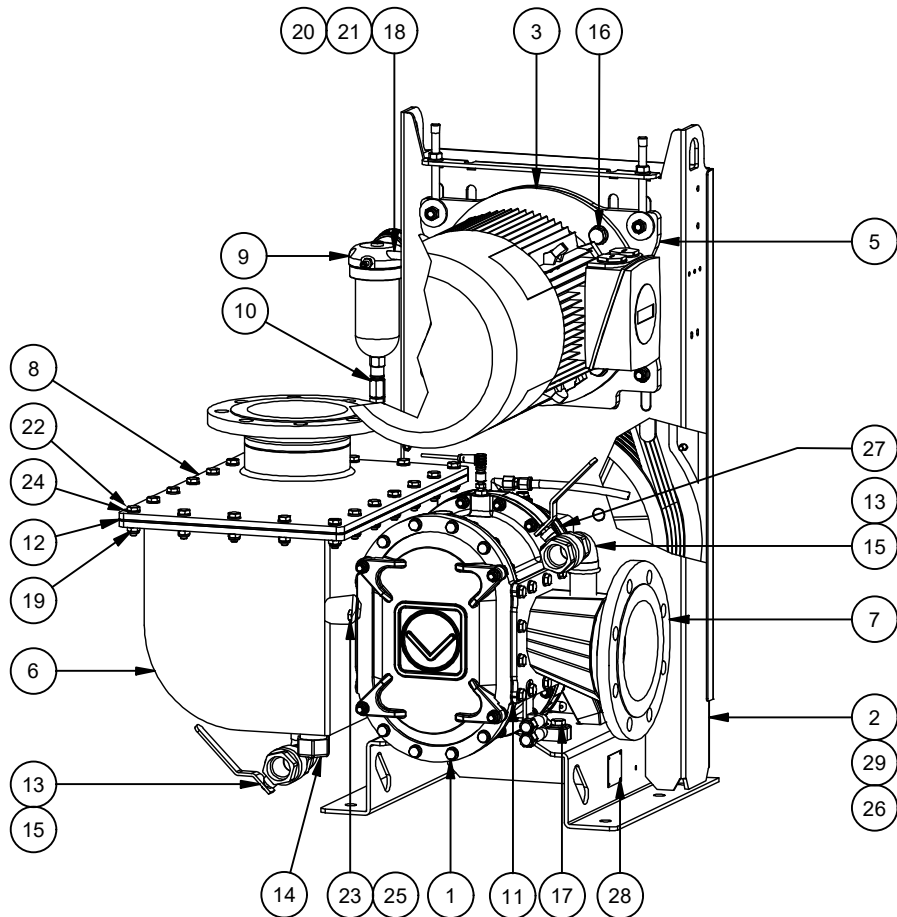
**VOGELSANG**

IB2411943

© Vogelsang GmbH & Co. KG

Table of Contents

| Drw-Pos. | ERP-Pos. | Denomination | Quantity | Part | Page |
|----------|----------|--|-----------|------------|------|
| 10 | 1000 | Rotary Lobe Pump VX136-210Q | 1.000 St | PPK0004384 | 8 |
| 20 | 2000 | Base B Canted | 1.000 St | GBO.136.TV | 22 |
| 30 | 3000 | Electric Motor Painted 160L/4, 3TF, B5, IE3 | 1.000 St | AEM0525.TF | |
| 40 | 4000 | Belt Drive Complete i=1:2,9 Washer Output Ø 400 mm Washer | 1.000 St | TXR0508 | 23 |
| 50 | 5000 | Mounting Flange Ø 350 mm | 1.000 St | RFL.380 | |
| 60 | 6000 | Pump Connector Case 136-210, On Both Sides | 1.000 St | IBS.034 | |
| 70 | 7000 | Pump Connector 136-210 DN 150 EN 1092-1/11 B1 PN 16 | 1.000 St | CON1619 | |
| 80 | 8000 | Box Cover Flange Position: Left | 1.000 St | IBS.029.TL | |
| 90 | 9000 | Buffer Fluid Tank Polycarbonate, Opaque 0,29 l | 1.000 St | PSG.014 | 24 |
| 100 | 10000 | Assembly Set Systems Technology Seal Chamber Line | 1.000 St | PBT.052 | 25 |
| 110 | 11000 | Pump Flange Gasket 136-210 | 2.000 St | DFD.006.P | |
| 120 | 12000 | Flat Gasket Cover | 1.000 St | DFD.388.P | |
| 130 | 13000 | 2-Way Ball Valve 1 1/4 inch, IG - IG, Brass Lever, Orifice | 2.000 St | GHN.001 | |
| 140 | 14000 | Blind Cap 1 1/4 inch, Hexagon | 1.000 St | NVE.006 | |
| 150 | 15000 | Angle 90° 1 1/4 inch FT - 1 1/4 inch MT | 2.000 St | NWE.201 | |
| 160 | 16000 | Motor Bolt Set M16, Flange | 1.000 St | IBA.092 | 26 |
| 170 | 17000 | Bolt Set, Systems Pump Feet | 1.000 St | IBA0432 | |
| 180 | 18000 | Pipe Cut Ø 13 mm x 1,5 mm, 46 mm | 2.000 St | HRS.104 | |
| 190 | 19000 | Hexagon Nut M 10 , DIN 985 | 20.000 St | NMK.001 | |
| 200 | 20000 | Hexagon Nut M 6 , DIN 985 | 2.000 St | NMK.003 | |
| 210 | 21000 | Cylinder Head Bolt M 6 x 85 mm ISO 4762 | 2.000 St | NSI0048 | |
| 220 | 22000 | Hexagon Head Bolt M 10 x 40 mm DIN 933 | 20.000 St | NSK.003 | |
| 230 | 23000 | Hexagon Head Bolt M 10 x 20 mm DIN 933 | 14.000 St | NSK.026.EE | |
| 240 | 24000 | Washer A Ø 10,5 mm x Ø 20 mm x 2 mm | 40.000 St | NUS.004 | |
| 250 | 25000 | Washer A Ø 10,5 mm x Ø 20 mm x 2 mm | 14.000 St | NUS.004.EE | |
| 260 | 26000 | Label CE Small Black / White | 1.000 St | VAU.002.K | |
| 270 | 27000 | Label Operating Instructions Yellow / black | 1.000 St | VAU.133 | |
| 280 | 28000 | Name Plate 50 x 60 General | 1.000 St | VAU0001 | |
| 290 | 29000 | Label Vogelsang Logo | 1.000 St | VAU0044 | |



| BOM | | | |
|------|------|------------|--|
| Pos. | Qty. | Part | Description |
| 1 | 1 | PPK0004384 | Rotary Lobe Pumpe VX136-210Q |
| 2 | 1 | GB0.136.TV | Base B Canted |
| 3 | 1 | AEM0525.TF | Elektrik drive 15,0 kW, 1470 min-1 |
| 4 | 1 | TXR0508 | Belt Drive Complete i=1:2,9 Washer Output Ø 400 mm Washer |
| 5 | 1 | RFL.380 | Mounting Flange Ø 350 mm |
| 6 | 1 | IBS.034 | Pump Connector Case 136-210, On Both Sides |
| 7 | 1 | CON1619 | Pump Connector 136-210 DN 150 EN 1092-1/11 B1 PN 16 |
| 8 | 1 | IBS.029.TL | Box Cover Flange Position: Left |
| 9 | 1 | PSG.014 | Buffer Fluid Tank Polycarbonate, Opaque 0,29 l |
| 10 | 1 | PBT.052 | Assembly Set Systems Technology Seal Chamber Line |
| 11 | 2 | DFD.006.P | Pump Flange Gasket 136-210 |
| 12 | 1 | DFD.388.P | Flat Gasket Cover |
| 13 | 2 | GHN.001 | 2-Way Ball Valve 1 1/4 inch, IG - IG, Brass Lever, Orifice |
| 14 | 1 | NVE.006 | Blind Cap 1 1/4 inch, Hexagon |
| 15 | 2 | NWE.201 | Angle 90° 1 1/4 inch FT - 1 1/4 inch MT |
| 16 | 1 | IBA.092 | Motor Bolt Set M16, Flange |
| 17 | 1 | IBA0432 | Bolt Set, Systems Pump Feet |
| 18 | 2 | HRS.104 | Pipe Cut Ø 13,0 mm x 1,5 mm, 46 mm |
| 19 | 20 | NMK.001 | Hexagon Nut M 10 , DIN 985 |
| 20 | 2 | NMK.003 | Hexagon Nut M 6 , DIN 985 |
| 21 | 2 | NSI0048 | Cylinder Head Bolt M 6 x 85 mm ISO 4762 |
| 22 | 20 | NSK.003 | Hexagon Head Bolt M 10 x 40 mm DIN 933 |
| 23 | 14 | NSK.026.EE | Hexagon Head Bolt M 10 x 20 mm DIN 933 |
| 24 | 40 | NUS.004 | Washer A Ø 10,5 mm x Ø 20 mm x 2 mm |
| 25 | 14 | NUS.004.EE | Washer A Ø 10,5 mm x Ø 20 mm x 2 mm |
| 26 | 1 | VAU.002.K | Label CE Small , |
| 27 | 1 | VAU.133 | Label Operating Instructions , |
| 28 | 1 | VAU0001 | Name Plate 50 x 60 General |
| 29 | 1 | VAU0044 | Label Vogelsang Logo , |

Pump Unit
VX136-210Q

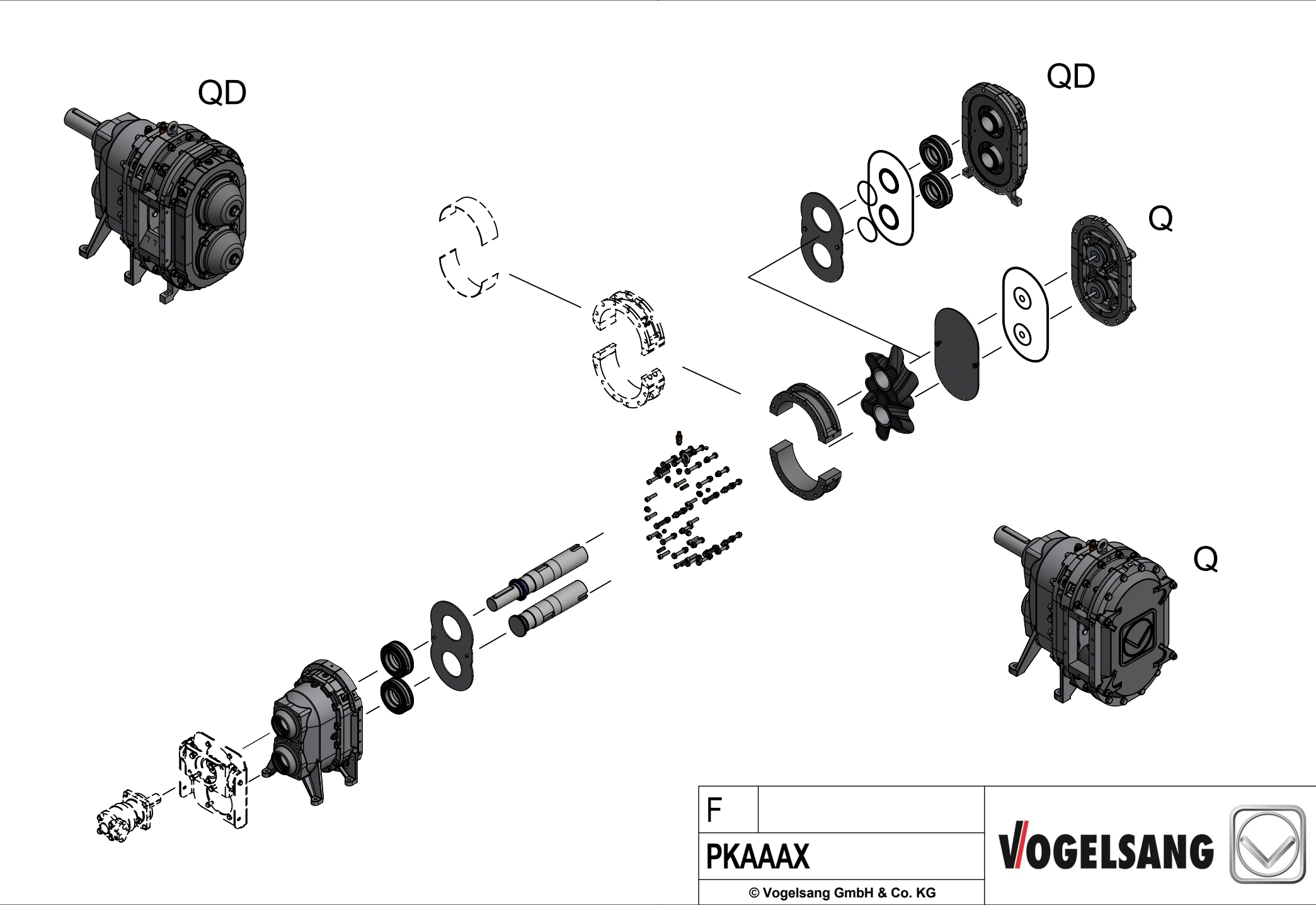
G00

IAN0001297

© Vogelsang GmbH & Co. KG

VOGELSANG



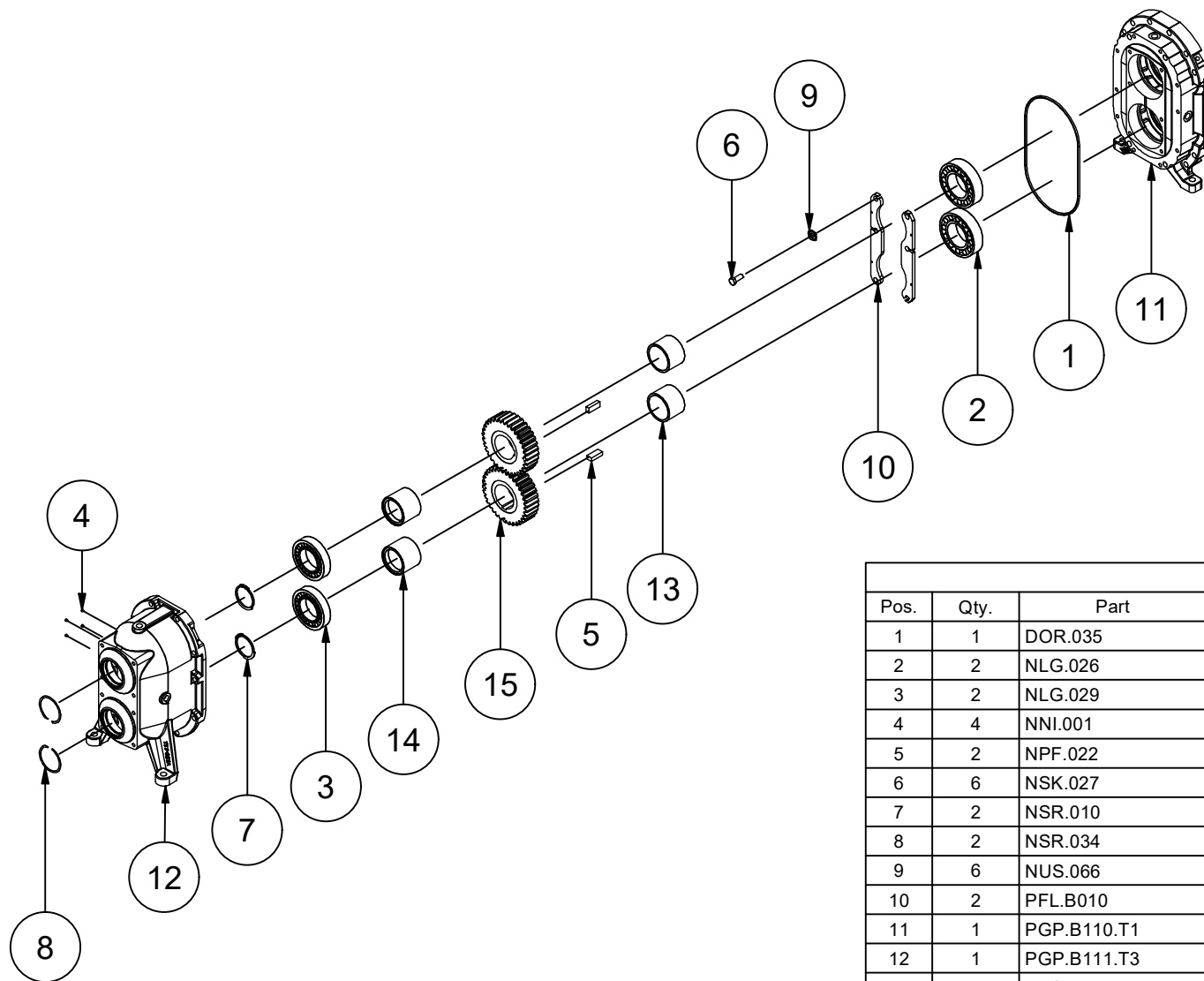


| | |
|---------------------------|--|
| F | |
| PKAAAX | |
| © Vogelsang GmbH & Co. KG | |

VOGELSANG

Table of Contents

| Drw-Pos. | ERP-Pos. | Denomination | Quantity | Part | Page |
|----------|----------|---|----------|-------------|------|
| 10 | 10 | Gearcase- and Bearing Housing Set VX136 Centering Step | 1.000 St | PBG0658 | 10 |
| 20 | 20 | Set of Pump Housing Segments VX136-210 | 1.000 St | PBG0232 | 11 |
| 30 | 30 | Flat Gasket R136, V/VX136 Rotary Lobe Pump Housing half | 4.000 St | DAD.007 | |
| 40 | 40 | Pump Shafts, Set VX136-210Q | 1.000 St | PBT.B353 | 12 |
| 50 | 50 | Pump Shafts, Set VX136-210Q | 1.000 St | PBT.B357 | 13 |
| 60 | 60 | Rotary Lobe Set VX136-210 | 1.000 St | PBK.B014.NB | 14 |
| 70 | 70 | Cartridge Mechanical Seal Single VX136 CC-Pump Steel | 2.000 St | PBT.B019 | |
| 80 | 80 | Pump Cover VX136Q | 1.000 St | PBG.B021 | 15 |
| 90 | 90 | Pump, Wetted O-Ring Set VX136 Q Number of Pairs of Lobes: | 1.000 St | PBT.B200 | 16 |
| 100 | 100 | Wear Plate, Set VX136Q | 1.000 St | PBT.B100 | 17 |
| 110 | 110 | Bolt Set, Pump VX136-210Q | 1.000 St | PBT0065 | 18 |
| 120 | 120 | Gear Oil Titan Gear MP90 | 3.500 l | BSS.006 | |
| 130 | 130 | Fitting Key Set VX136-210Q | 1.000 St | PBP.109 | 19 |
| 140 | 140 | Buffer Fluid Tank Polycarbonate, Opaque 0,29 l | 1.000 St | PSG.014 | 20 |
| 150 | 150 | Temperature Sensor, Set VX136QQD | 1.000 St | PBT2618 | 21 |
| 160 | 160 | Priming EP | 0.300 kg | BFA.002 | |
| 170 | 170 | Finishing Paint PUR | 0.300 kg | BFA.006 | |
| 180 | 180 | Name Plate 70 x 60 x 0,8 mm General | 1.000 St | VAU0120 | |
| 190 | 190 | Label Buffer Fluid Tank Yellow / black | 1.000 St | VAU.138 | |
| 200 | 200 | Label Operating Instructions Yellow / black | 1.000 St | VAU.133 | |
| 210 | 210 | Label Directional Arrow White Withe with Black Print | 1.000 St | VAU0087 | |
| 220 | 220 | Label Directional Arrow Red | 1.000 St | VAU.109 | |



| BOM | | | |
|------|------|-------------|--|
| Pos. | Qty. | Part | Description |
| 1 | 1 | DOR.035 | O-Ring Ø 245 mm x 5 mm |
| 2 | 2 | NLG.026 | Radial Spherical Roller Bearing 60 mm x 110 mm x 28 mm |
| 3 | 2 | NLG.029 | Cylindrical Roller Bearing (NU) 55 mm x 100 mm x 21 mm |
| 4 | 4 | NNI.001 | Blind Rivet A Ø 2,4 mm x 3 mm |
| 5 | 2 | NPF.022 | Fitting Key B 14 mm x 9 mm x 35 mm |
| 6 | 6 | NSK.027 | Hexagon Head Bolt M 10 x 25 mm, DIN 933 |
| 7 | 2 | NSR.010 | Retaining Ring Ø 55 mm x 3,0 mm |
| 8 | 2 | NSR.034 | Multi-Disk Ring Ø 65 mm x 3,8 mm x 0,82 mm |
| 9 | 6 | NUS.066 | Locking Plate 10,5 mm x 26 mm, DIN 432 |
| 10 | 2 | PFL.B010 | Fixing Sheet Fixed Bearing |
| 11 | 1 | PGP.B110.T1 | Bearing Seal Housing VX136Q Gearcase |
| 12 | 1 | PGP.B111.T3 | Gearcase Housing VX136 Centering Step |
| 13 | 2 | PRS.B005 | Spacer Washer Ø 60 mm x Ø 70 mm x 48,5 mm |
| 14 | 2 | PRS.B006 | Spacer Washer Ø 55 mm x Ø 70 mm x 52 mm |
| 15 | 2 | PZH.003 | Straight-Toothed Spur Gear z = 34, m = 4,0, b = 40 mm |

Gearcase- and Bearing Housing
Set VX136 Centering Step

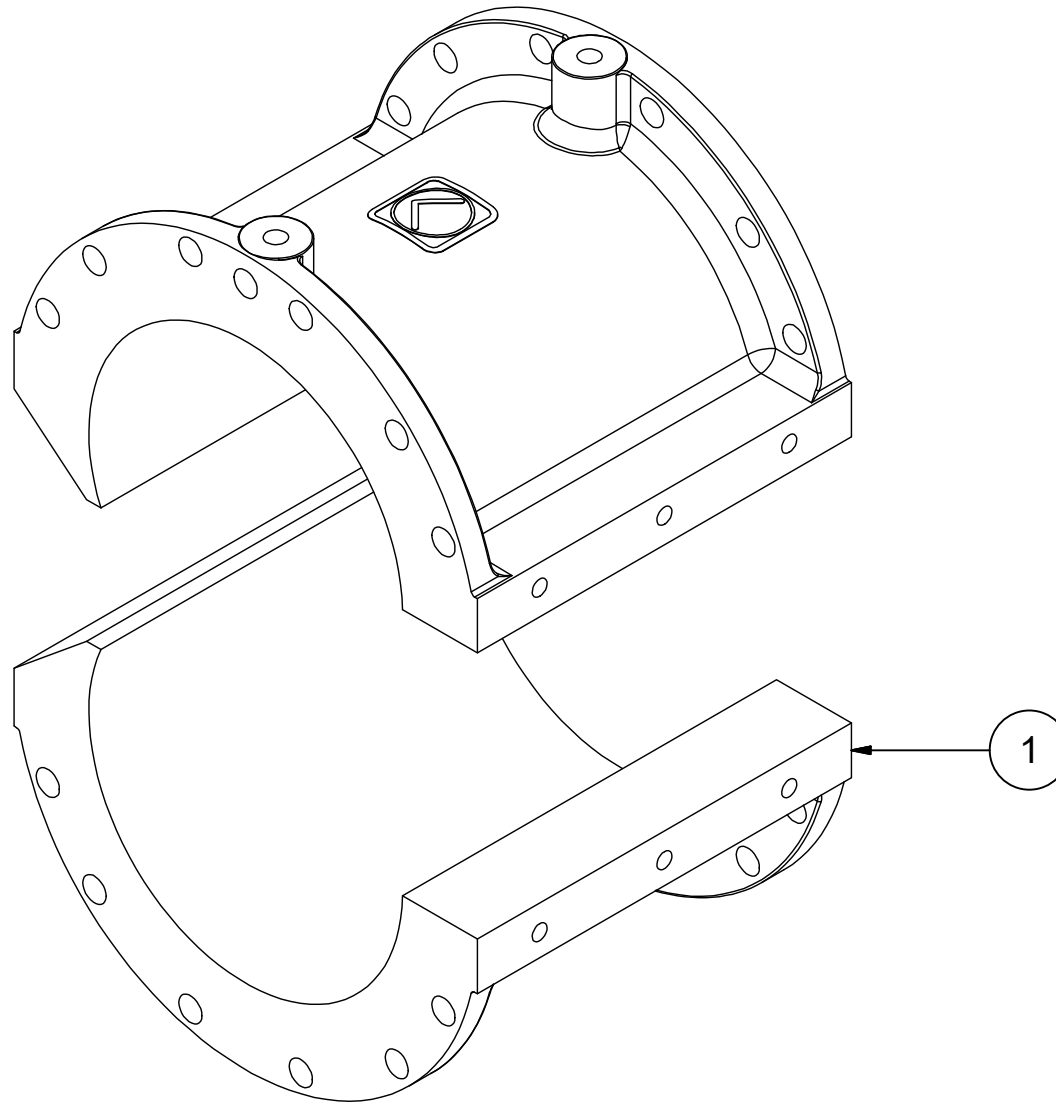
E

PBG0658

© Vogelsang GmbH & Co. KG

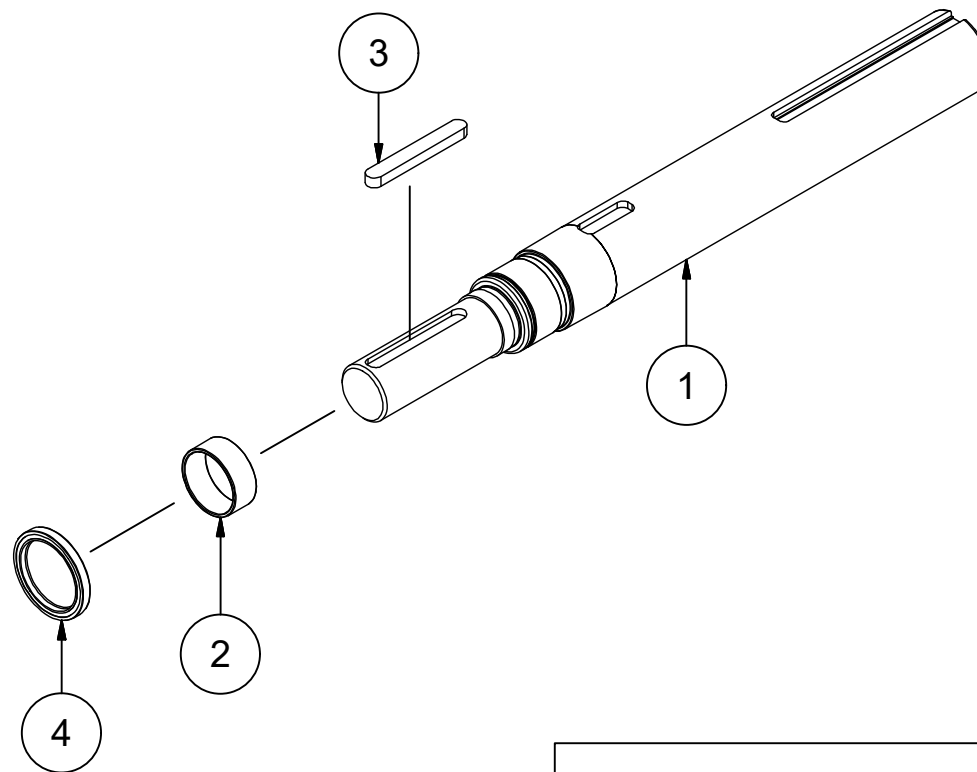
VOGELSANG





| BOM | | | |
|------|------|---------|--|
| Pos. | Qty. | Part | Description |
| 1 | 2 | PGP0083 | Pump Housing Segment 136-210 Injection A |

| | | |
|---|---------------------------|--|
| Set of Pump Housing Segments VX136-210 | A | |
| | PBG0232 | |
| | © Vogelsang GmbH & Co. KG | |



| BOM | | | |
|------|------|-------------|--------------------------------------|
| Pos. | Qty. | Part | Description |
| 1 | 1 | PWQ.104.N1 | Pump Shaft VX136-210Q |
| 2 | 1 | NIR.019 | Inner Ring Ø 45 mm x Ø 50 mm x 20 mm |
| 3 | 1 | NPF.046 | Fitting Key A 12 mm x 8 mm x 90 mm |
| 4 | 1 | DWD.060.HNB | |

Pump Shafts, Set
VX136-210Q

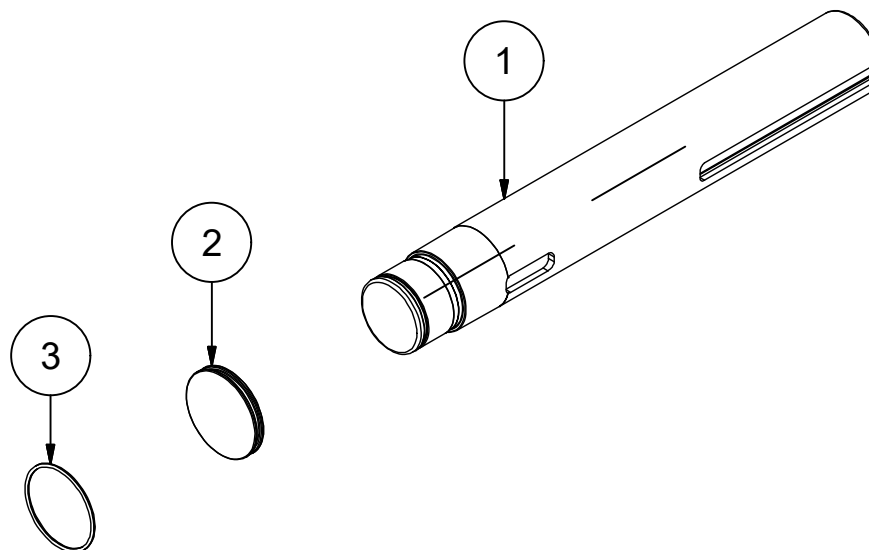
C

PBT.B353

© Vogelsang GmbH & Co. KG

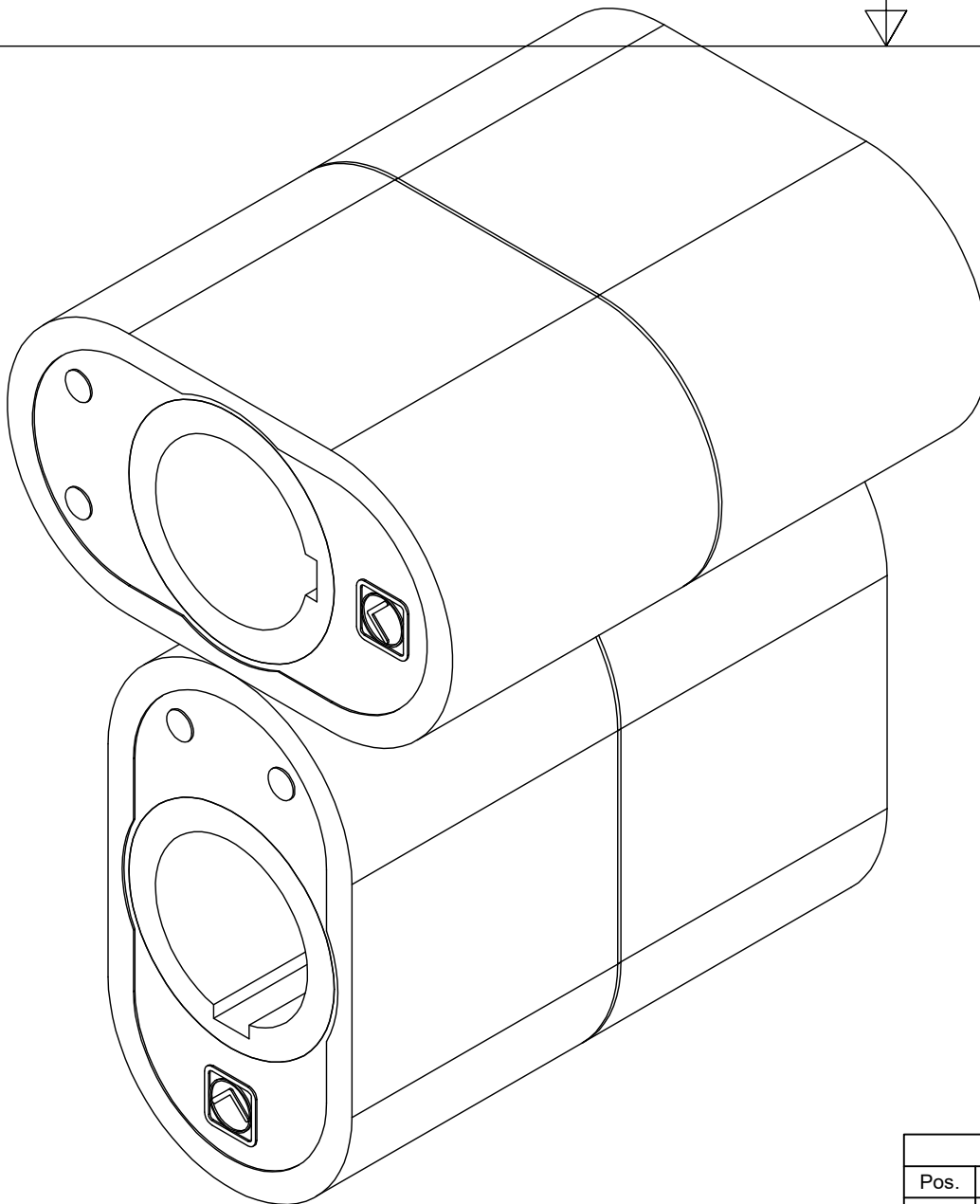
Vogelsang





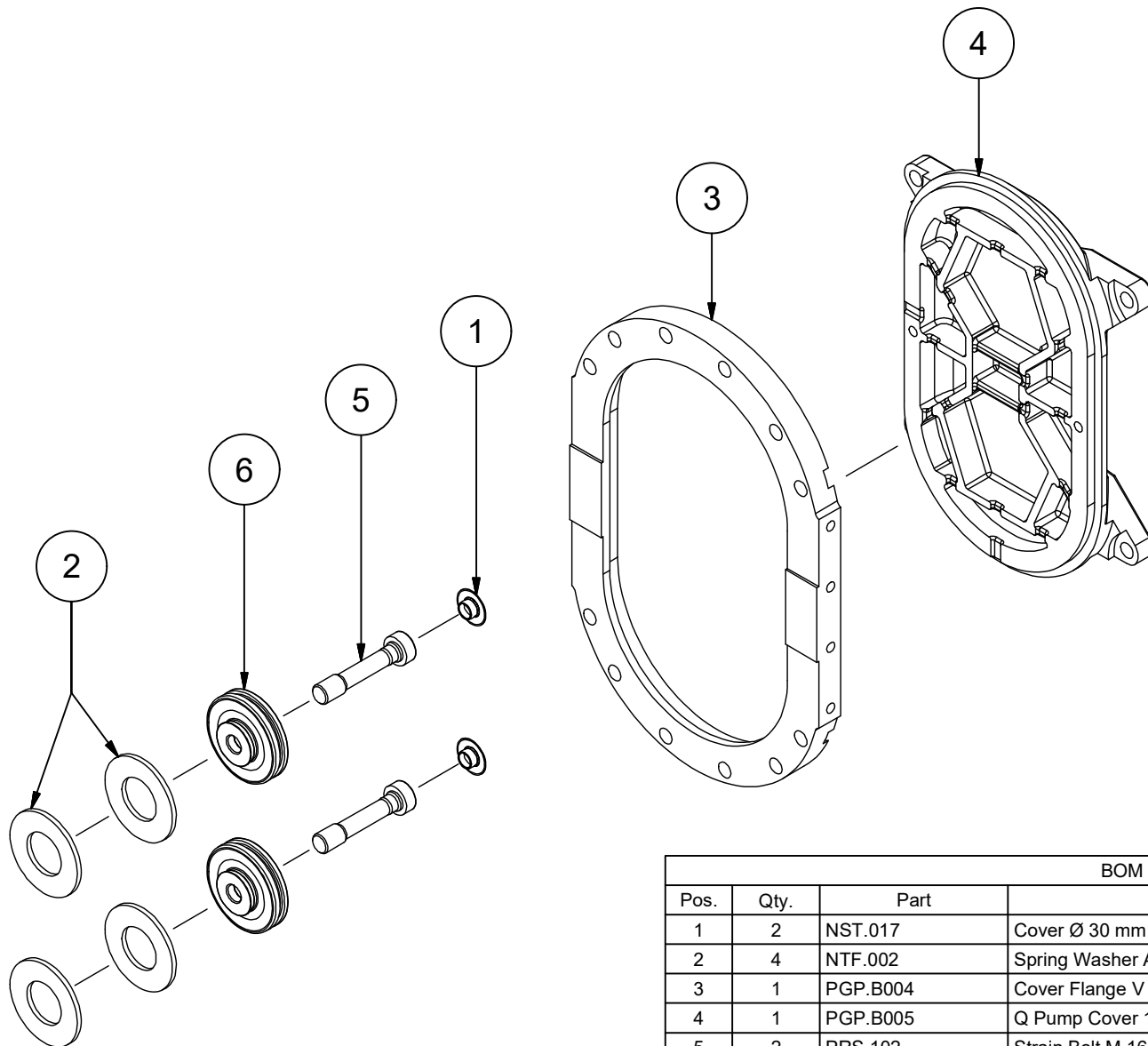
| BOM | | | |
|------|------|------------|-----------------------------------|
| Pos. | Qty. | Part | Description |
| 1 | 1 | PWQ.108.N1 | Pump Shaft VX136-210Q |
| 2 | 1 | PRS.B108 | Plug Disk VX136, Gearcase Housing |
| 3 | 1 | DOR.086 | O-Ring Ø 59 mm x 3 mm |

| | | |
|--------------------------------|---------------------------|--|
| Pump Shafts, Set VX136-210Q | C | |
| | PBT.B357 | |
| | © Vogelsang GmbH & Co. KG | |



| BOM | | | |
|------|------|------------|------------------------|
| Pos. | Qty. | Part | Description |
| 1 | 4 | PKB.B035.Q | Rotary Lobe 136-105 2K |

| | | | |
|------------------------------|--|---------------------------|--|
| Rotary Lobe Set VX136-210 | | A | VOGELSANG  |
| | | PBK.B014.NB | |
| | | © Vogelsang GmbH & Co. KG | |



| BOM | | | |
|------|------|-------------|--------------------------------------|
| Pos. | Qty. | Part | Description |
| 1 | 2 | NST.017 | Cover Ø 30 mm x 9,7 mm |
| 2 | 4 | NTF.002 | Spring Washer A 71 mm x 36 mm x 4 mm |
| 3 | 1 | PGP.B004 | Cover Flange V VX XR 136Q |
| 4 | 1 | PGP.B005 | Q Pump Cover 136 |
| 5 | 2 | PRS.102 | Strain Bolt M 16 x 80 mm, ≈ DIN 6912 |
| 6 | 2 | PRS.B008.N1 | |

Pump Cover
VX136Q

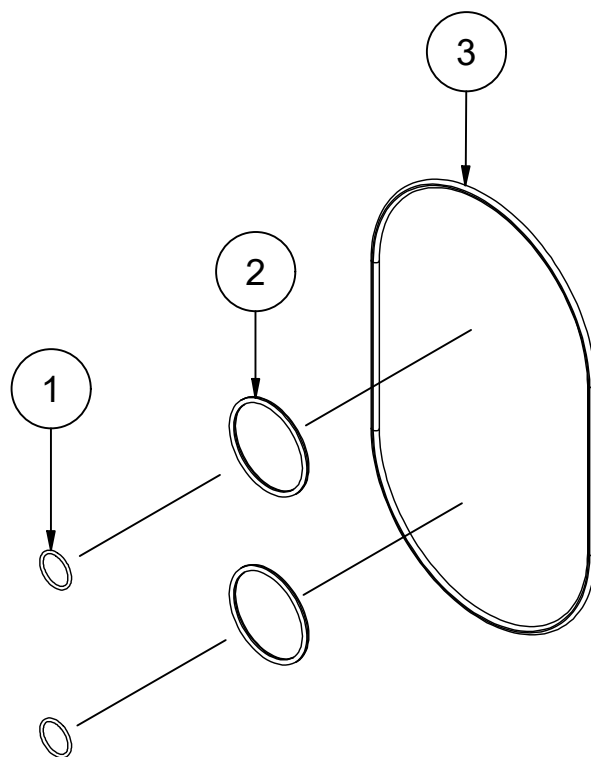
D

PBG.B021

© Vogelsang GmbH & Co. KG

VOGELSANG





| BOM | | | |
|------|------|---------|------------------------|
| Pos. | Qty. | Part | Description |
| 1 | 2 | DOR.021 | O-Ring Ø 24 mm x 3 mm |
| 2 | 2 | DOR.043 | O-Ring Ø 64 mm x 4 mm |
| 3 | 1 | DOR.051 | O-Ring Ø 280 mm x 6 mm |

Pump, Wetted O-Ring Set VX136

Q Number of Pairs of Lobes:

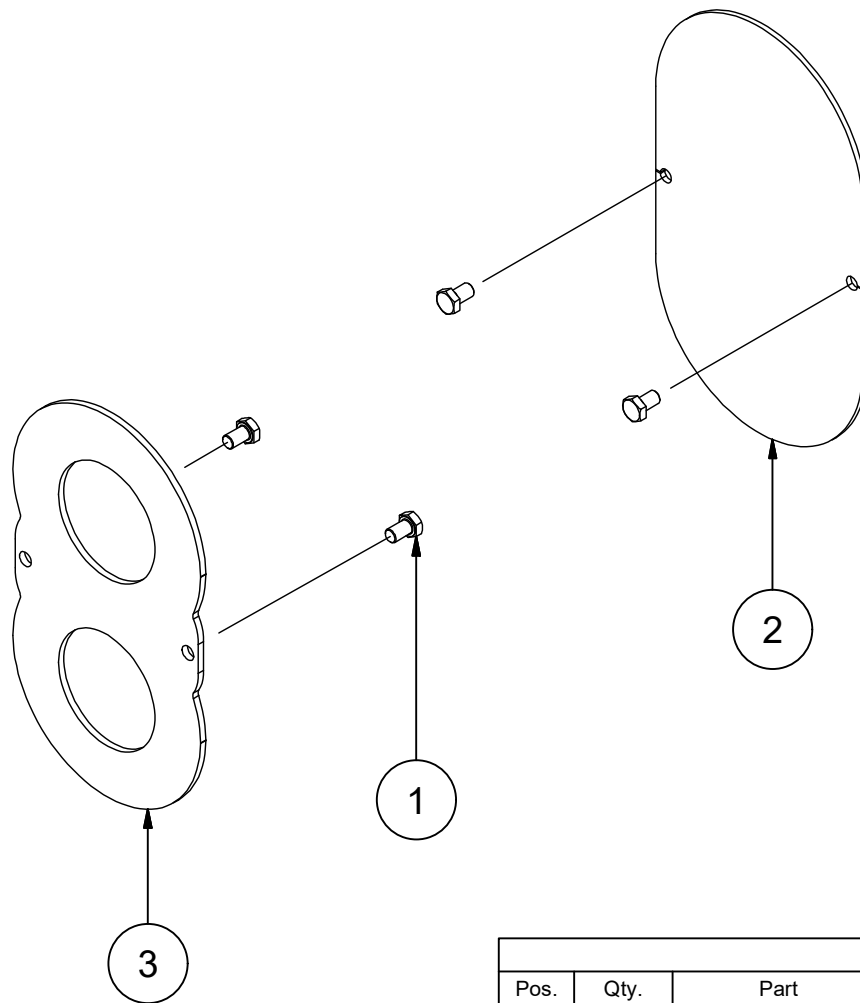
C

PBT.B200

© Vogelsang GmbH & Co. KG

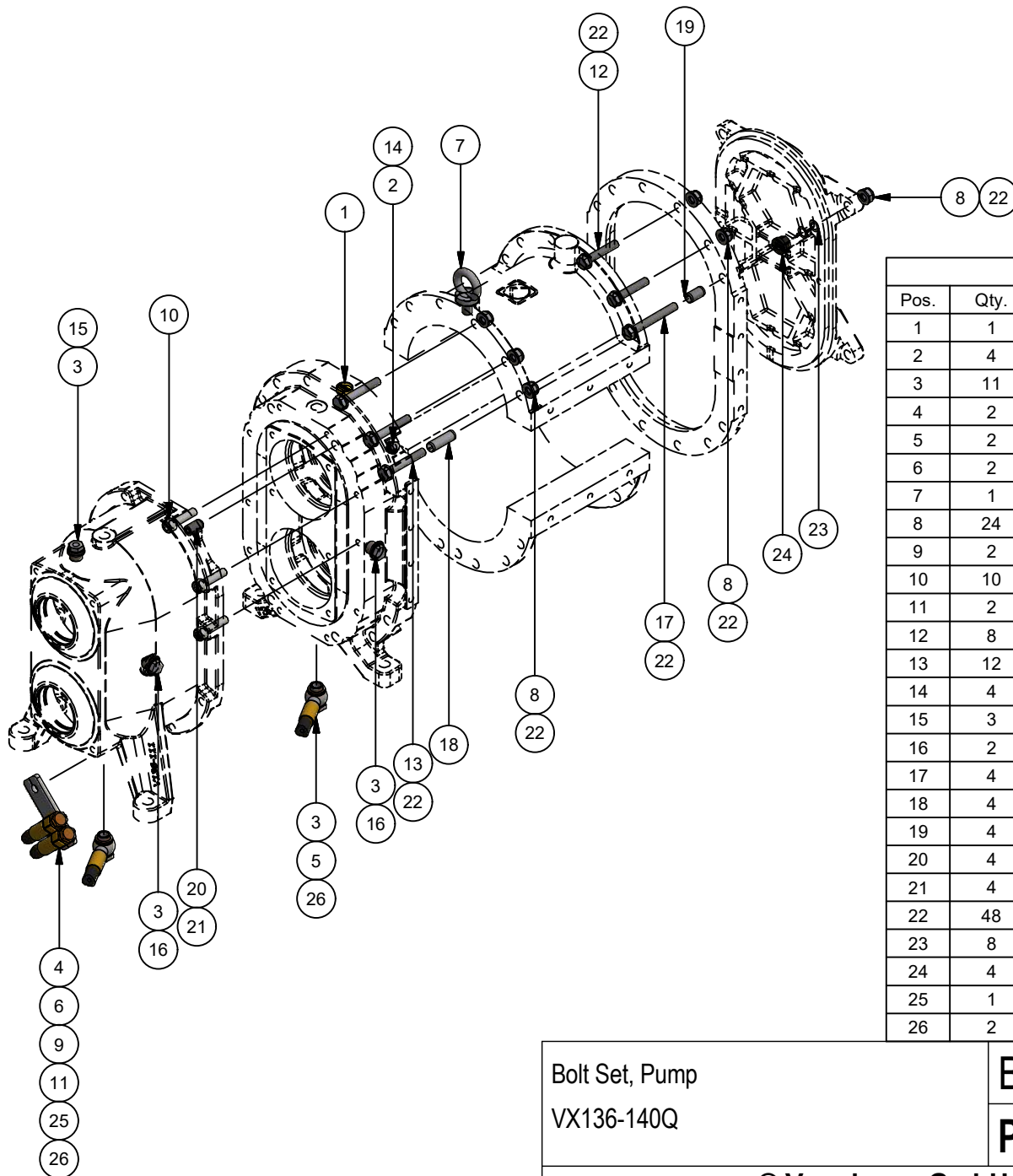
VOGELSANG





| BOM | | | |
|------|------|------------|---|
| Pos. | Qty. | Part | Description |
| 1 | 4 | NSK.025.EE | Hexagon Head Bolt M 10 x 16 mm, DIN 933 |
| 2 | 1 | PFL.B002 | Wear Plate V VX 136 Cover 4 mm |
| 3 | 1 | PFL.B009 | Wear Plate VX 136 Gearcase 5 mm |

| | | |
|---------------------------|---------------------------|--|
| Wear Plate, Set VX136Q | B | |
| | PBT.B100 | |
| | © Vogelsang GmbH & Co. KG | |



| BOM | | | |
|------|------|----------|---|
| Pos. | Qty. | Part | Description |
| 1 | 1 | BAK.002 | Screw Plug Ø 21 mm x 10 mm |
| 2 | 4 | DKR.001 | Sealing Ring A 10,0 mm x 16 mm x 1,0 mm |
| 3 | 11 | DKR.005 | Sealing Ring A 16,0 mm x 22 mm x 2,0 mm |
| 4 | 2 | NGE.078 | Screw Plug M 18 x 1,5 x 17 mm |
| 5 | 2 | NGE.099 | Hollow Screw M 16 x 1,5, DIN 7643 |
| 6 | 2 | NKK.002 | Clamp Maximum Clamping Range: 16 mm |
| 7 | 1 | NKS.006 | Lifting Eye Bolt M 12 x 21 mm, DIN 580 |
| 8 | 24 | NMK.001 | Hexagon Nut M 10 , DIN 985 |
| 9 | 2 | NMK.034 | Hexagon Nut M 5 , DIN 985 |
| 10 | 10 | NSI.001 | Cylinder Head Bolt M 10 x 40 mm, ISO 4762 |
| 11 | 2 | NSI.112 | Cylinder Head Bolt M 5 x 25 mm, DIN 84 |
| 12 | 8 | NSK.006 | Hexagon Head Bolt M 10 x 55 mm, DIN 933 |
| 13 | 12 | NSK.072 | Hexagon Head Bolt M 10 x 65 mm, DIN 931 |
| 14 | 4 | NSK.080 | Screw Plug M 10 x 1 x 17 mm DIN 910-1 |
| 15 | 3 | NSK.081 | Screw Plug M 16 x 1,5 x 21 mm DIN 910-1 |
| 16 | 2 | NSK.088 | Screw Plug M 16 x 1,5 x 21 mm DIN 910-1 |
| 17 | 4 | NSK.204 | Hexagon Head Bolt M 10 x 80 mm, DIN 933 |
| 18 | 4 | NSP.004 | Spring Pin 13 mm x 40 mm, ISO 13337 |
| 19 | 4 | NSP.013 | Spring Pin 13 mm x 24 mm, ISO 13337 |
| 20 | 4 | NSP.023 | Spring Pin 13 mm x 22 mm, ISO 8752 |
| 21 | 4 | NSP.025 | Spring Pin 8 mm x 24 mm, ISO 8752 |
| 22 | 48 | NUS.004 | Washer A 10,5 mm x 20 mm x 2,0 mm |
| 23 | 8 | NUS.062 | Adjusting Washer 10,0 mm x 16 mm x 0,2 mm |
| 24 | 4 | PRS.B023 | Spacer Nut M 10 |
| 25 | 1 | PFL.361 | Fixing Sheet, Oil Drain Hose Number of Hoses: 2 |
| 26 | 2 | THZ.125 | Hydraulic Hose 2 SN DN 8 x 500 mm |

Bolt Set, Pump

VX136-140Q

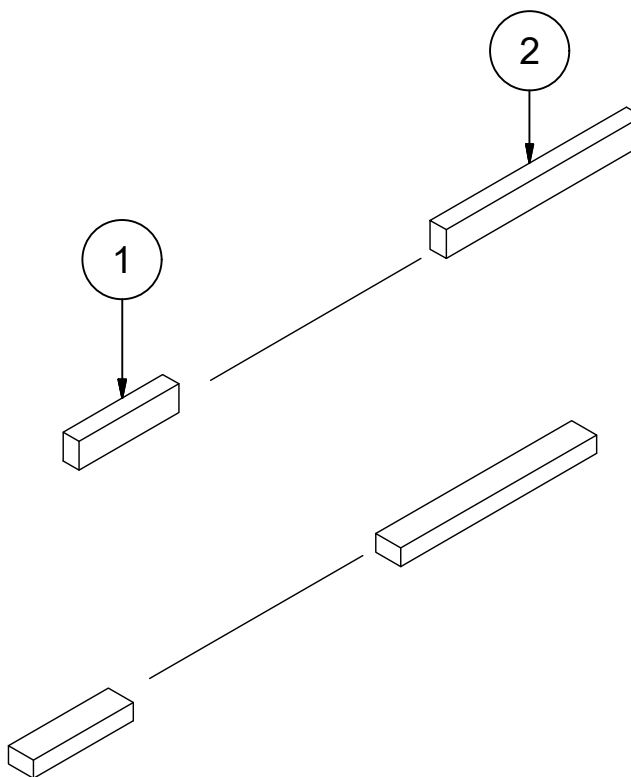
B

PBT0065

© Vogelsang GmbH & Co. KG

VOGELSANG





| BOM | | | |
|------|------|---------|-------------------------------------|
| Pos. | Qty. | Part | Description |
| 1 | 2 | NPF.011 | Fitting Key B 14 mm x 9 mm x 56 mm |
| 2 | 2 | NPF.012 | Fitting Key B 14 mm x 9 mm x 110 mm |

Fitting Key Set
VX136-210Q

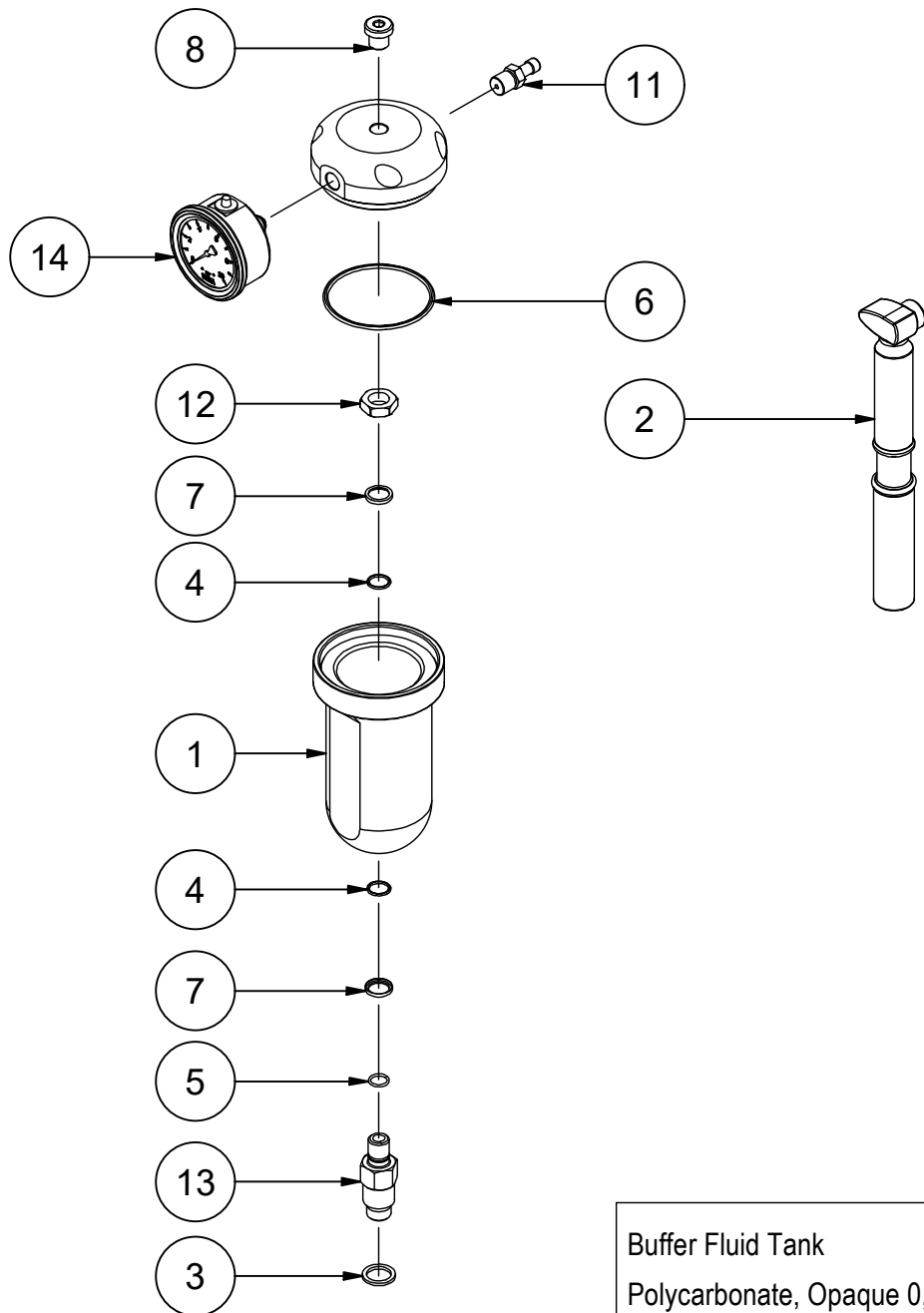
C

PBP.109

© Vogelsang GmbH & Co. KG

VOGELSANG





| BOM | | | |
|------|------|---------|---|
| Pos. | Qty. | Part | Description |
| 1 | 1 | AHA.027 | Oil Level Tank Pressurizable |
| 2 | 1 | AHP.001 | Manual Air Pump SKS |
| 3 | 1 | DKR.005 | Sealing Ring A 16,0 mm x 22 mm x 2,0 mm |
| 4 | 2 | DOR.040 | O-Ring Ø 12 mm x 2 mm |
| 5 | 1 | DOR.104 | O-Ring Ø 11 mm x 1,5 mm |
| 6 | 1 | DOR.147 | O-Ring Ø 68 mm x 3 mm |
| 7 | 2 | NDR.001 | Support Ring Ø 14 mm x Ø 18 mm x 2,5 mm |
| 8 | 1 | NGE.039 | Screw Plug R 1/4 inch x 17 mm |
| 9 | 1 | NGE0076 | Threaded Ring Ø 87 mm x 18 mm, M 80 x 1,5 |
| 10 | 1 | NGE0108 | Cover Oil Level Tank |
| 11 | 1 | NGE0109 | Screwed Valve G 1/4 inch, SW 14 |
| 12 | 1 | NMS0014 | Hexagon Nut M 14 , ISO 4035 Form B |
| 13 | 1 | PRS.134 | Seal Chamber Adapter Pressurizable |
| 14 | 1 | SMD.049 | Pressure Gauge 0 - 10 bar |

Buffer Fluid Tank
Polycarbonate, Opaque 0,29 l

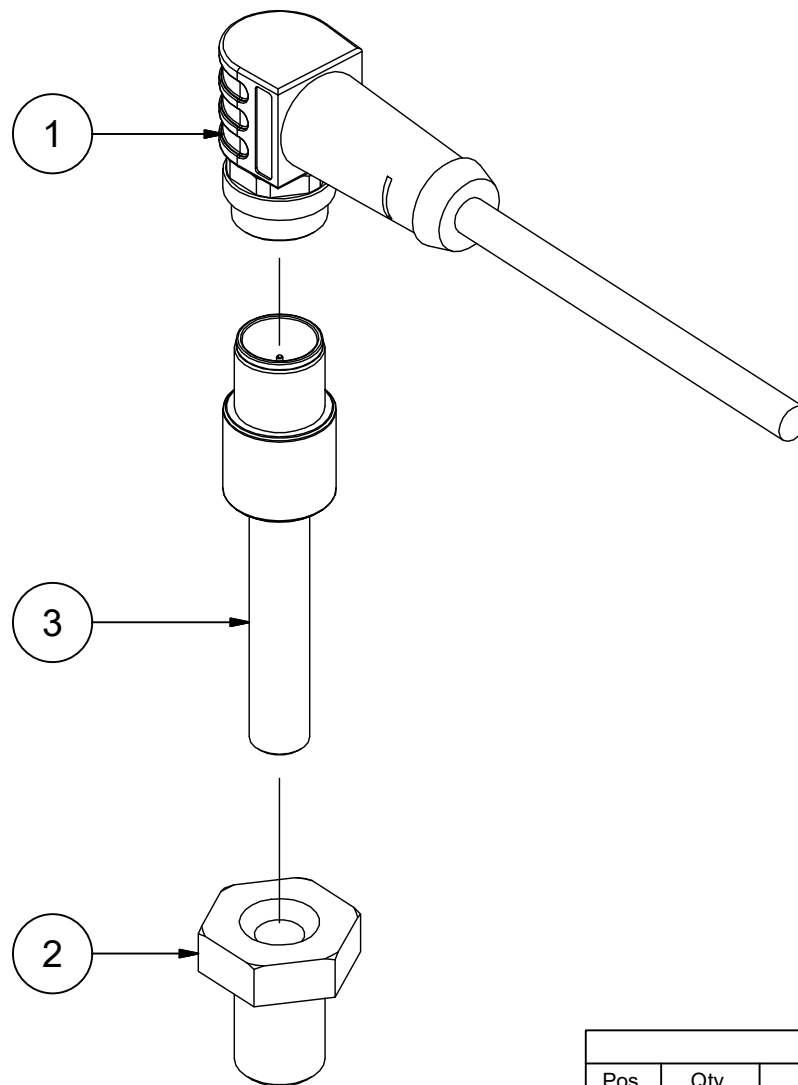
F

PSG.014

© Vogelsang GmbH & Co. KG

VOGELSANG





| BOM | | | |
|------|------|---------|--|
| Pos. | Qty. | Part | Description |
| 1 | 1 | EKK0197 | Sensor-Actuator Patch Cord Number of Poles: 5, 5,0 m |
| 2 | 1 | PRS.128 | Hexagon Head Bolt M 12 x 16 mm, |
| 3 | 1 | SSS0022 | Temperature Sensor Dtrans T100 |

Temperature Sensor, Set
VX136QQD

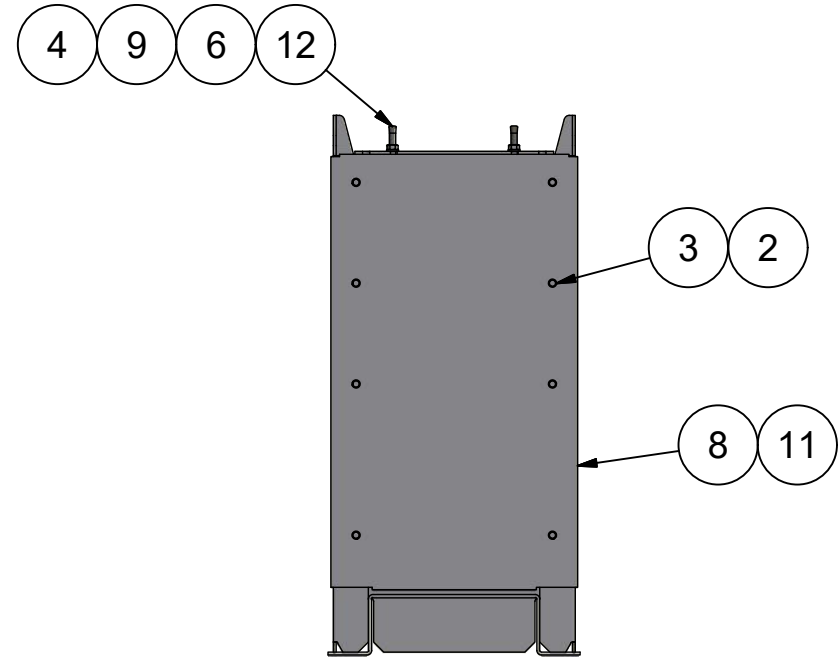
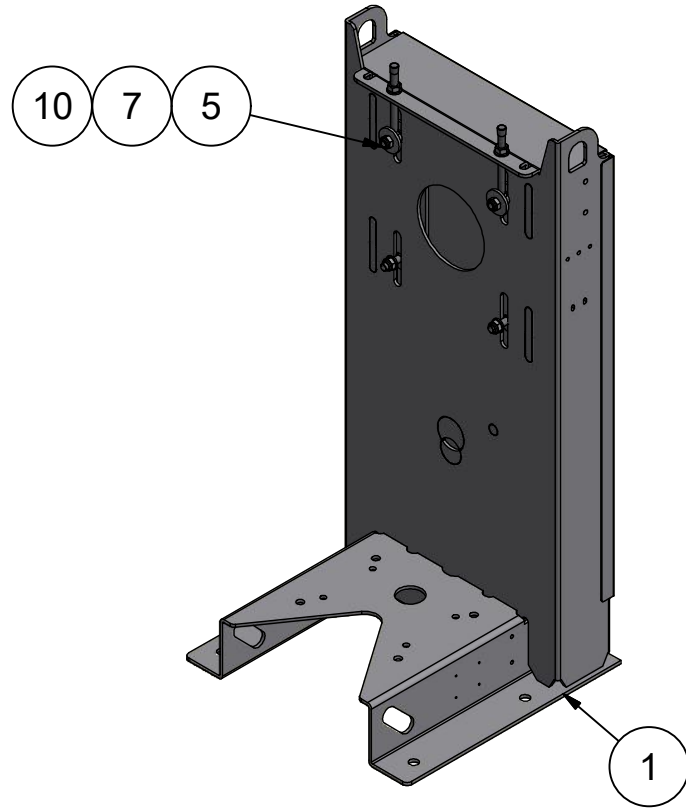
B

PBT2618

© Vogelsang GmbH & Co. KG

VOGELSANG





| BOM | | | |
|------|------|--------------|---|
| Pos. | Qty. | Part | Description |
| 1 | 1 | GB0.136.R | Base B Steel |
| 2 | 8 | NSK.017 | Hexagon Head Bolt M 8 x 16 mm, DIN 933 |
| 3 | 8 | NUS.003 | Washer A 8,4 mm x 16 mm x 1,6 mm |
| 4 | 4 | NUS.005 | Washer A 13,0 mm x 24 mm x 2,5 mm |
| 5 | 2 | RFL.255.600 | Tensioning Device, Base VX100 / VX136 |
| 6 | 2 | NSH.008 | Eye Bolt M 12 x 140 mm, DIN 444 Form LB Steel 4.6 |
| 7 | 4 | NMK.002 | Hexagon Nut M 12 , DIN 985 |
| 8 | 1 | RFL.379.N1 | Cover 2 mm 1.0226 |
| 9 | 2 | NMS.004 | Hexagon Nut M 12 , DIN 934 |
| 10 | 2 | NUS.071 | Washer A 13,0 mm x 45 mm x 5,0 mm |
| 11 | 2 | ZTFD021.1750 | |
| 12 | 2 | NST.036 | Cap Ø 12 mm x 12,3 mm |

Base B
Canted

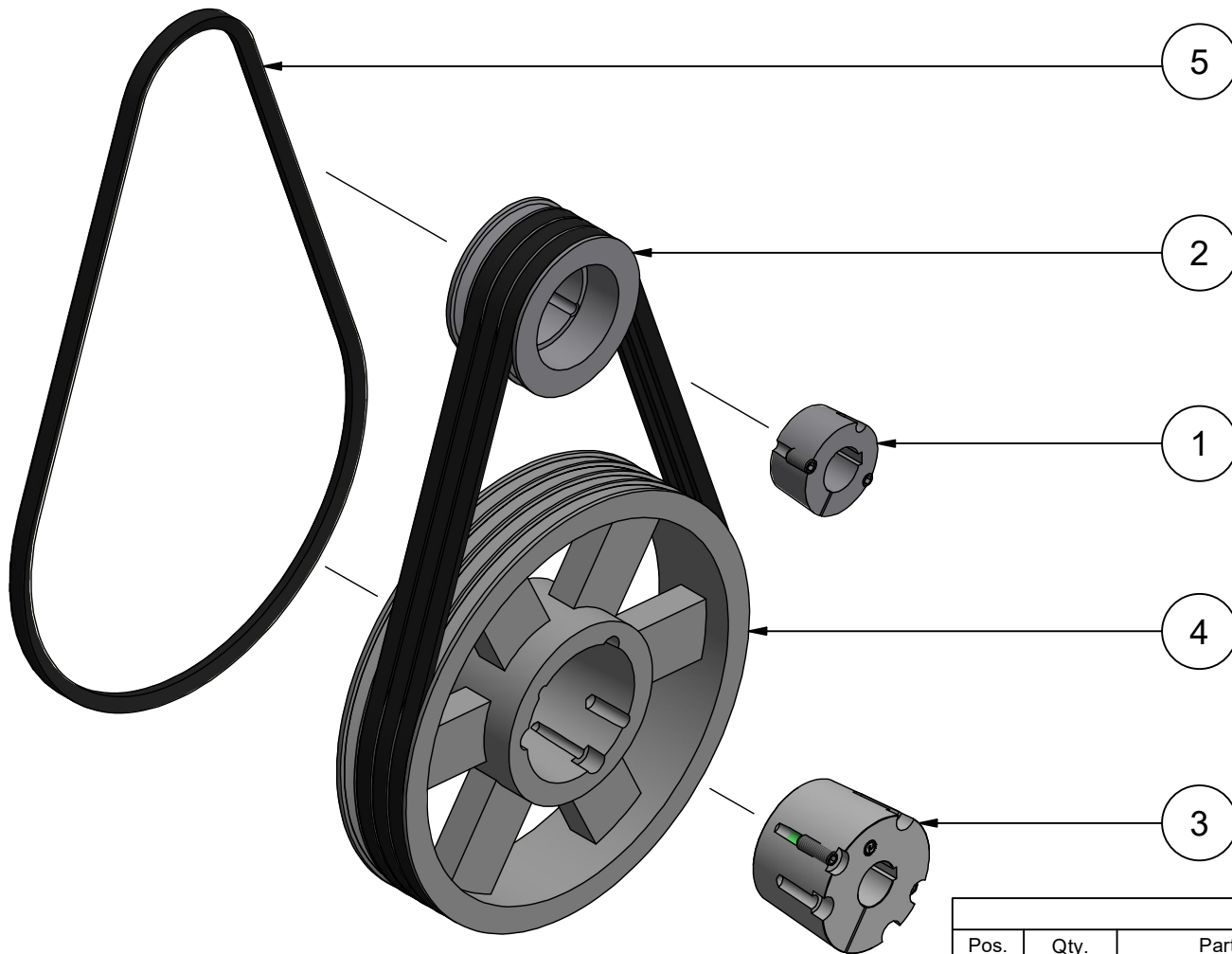
A

GB0.136.TV

© Vogelsang GmbH & Co. KG

VOGELSANG





| BOM | | | |
|------|------|-------------|--------------------------------|
| Pos. | Qty. | Part | Description |
| 1 | 1 | AKR.D016.42 | Clamping Sleeve Taper 2517 |
| 2 | 1 | AKR.D119 | V-Belt Pulley SPB Ø 140 mm - 4 |
| 3 | 1 | AKR0110 | Clamping Sleeve Taper 3535 |
| 4 | 1 | AKR0239 | V-Belt Pulley SPB Ø 400 mm - 4 |
| 5 | 4 | AKR0240 | Narrow V-Belt SPB 1700 mm |

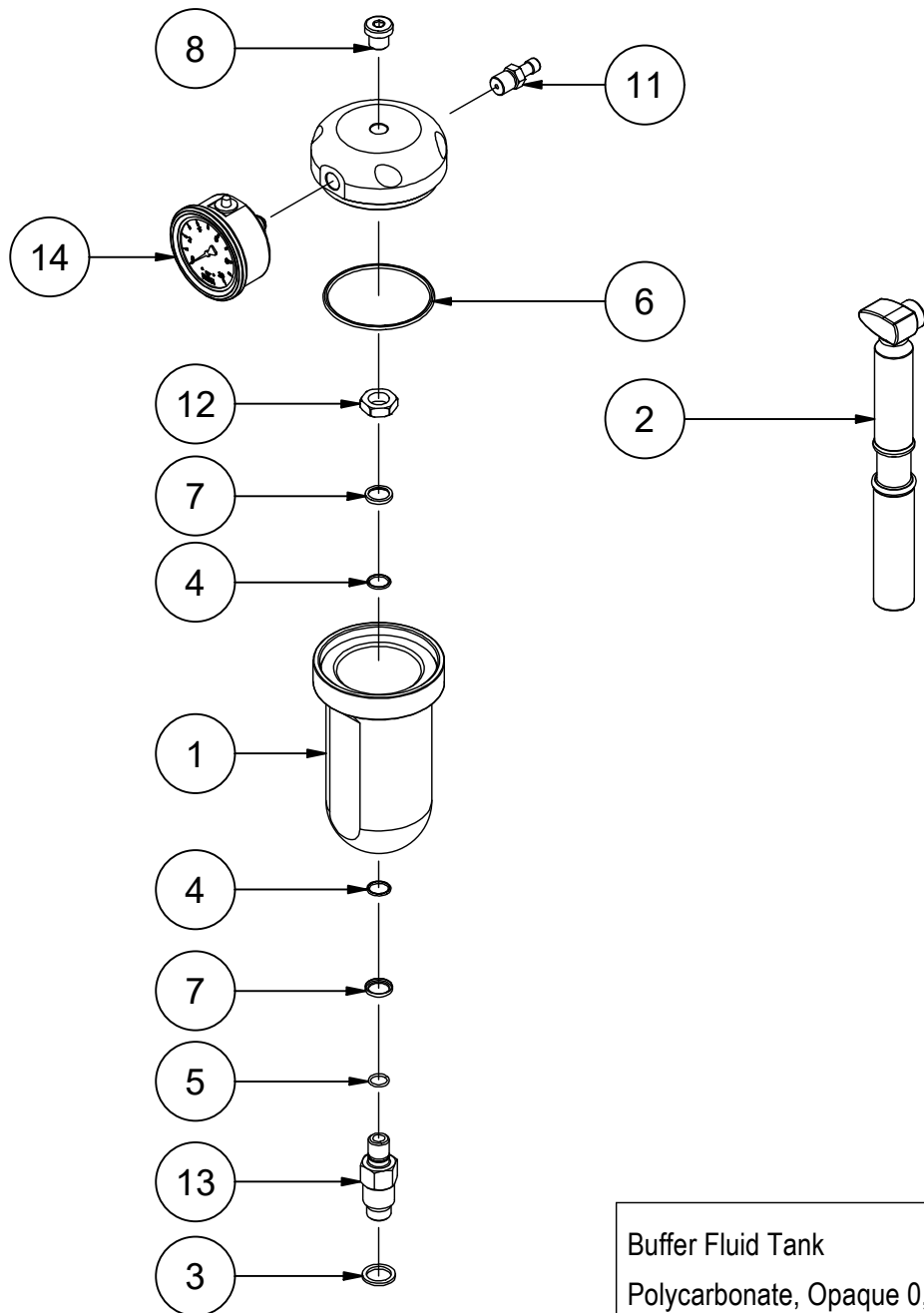
Belt Drive Complete $i=1:2,9$
Washer Output Ø 400 mm Washer

A00
TXR0508

© Vogelsang GmbH & Co. KG

VOGELSANG





| BOM | | | |
|------|------|---------|---|
| Pos. | Qty. | Part | Description |
| 1 | 1 | AHA.027 | Oil Level Tank Pressurizable |
| 2 | 1 | AHP.001 | Manual Air Pump SKS |
| 3 | 1 | DKR.005 | Sealing Ring A 16,0 mm x 22 mm x 2,0 mm |
| 4 | 2 | DOR.040 | O-Ring Ø 12 mm x 2 mm |
| 5 | 1 | DOR.104 | O-Ring Ø 11 mm x 1,5 mm |
| 6 | 1 | DOR.147 | O-Ring Ø 68 mm x 3 mm |
| 7 | 2 | NDR.001 | Support Ring Ø 14 mm x Ø 18 mm x 2,5 mm |
| 8 | 1 | NGE.039 | Screw Plug R 1/4 inch x 17 mm |
| 9 | 1 | NGE0076 | Threaded Ring Ø 87 mm x 18 mm, M 80 x 1,5 |
| 10 | 1 | NGE0108 | Cover Oil Level Tank |
| 11 | 1 | NGE0109 | Screwed Valve G 1/4 inch, SW 14 |
| 12 | 1 | NMS0014 | Hexagon Nut M 14 , ISO 4035 Form B |
| 13 | 1 | PRS.134 | Seal Chamber Adapter Pressurizable |
| 14 | 1 | SMD.049 | Pressure Gauge 0 - 10 bar |

Buffer Fluid Tank
Polycarbonate, Opaque 0,29 l

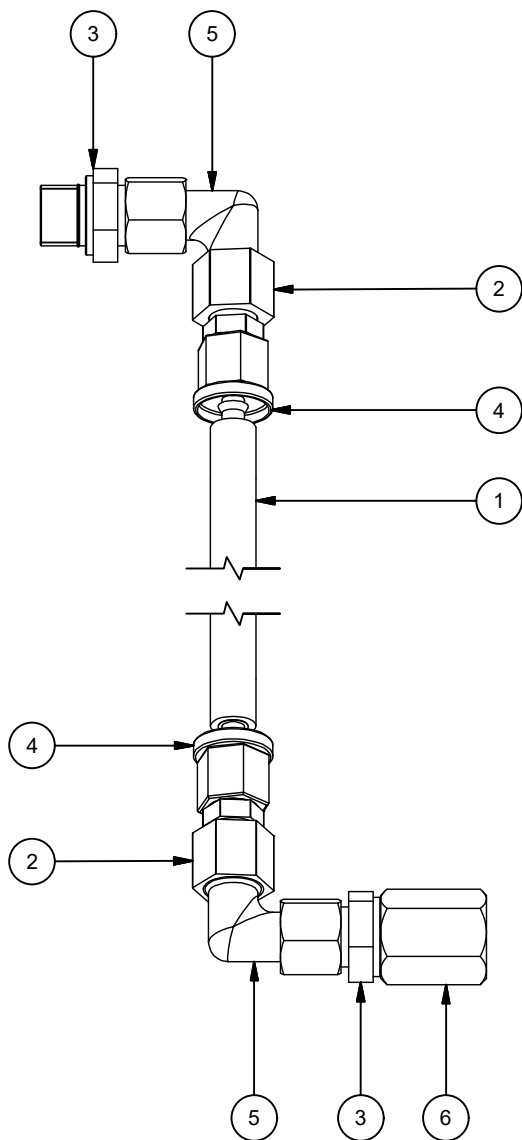
F

PSG.014

© Vogelsang GmbH & Co. KG

VOGELSANG





| BOM | | | |
|------|------|---------|---|
| Pos. | Qty. | Part | Description |
| 1 | 1 | HSC.015 | Hose Ø 6 mm x 3 mm, |
| 2 | 2 | NGE.095 | Reducing Fitting Straight |
| 3 | 2 | NGE.097 | Screw-In Fitting Straight 10 L - M 16 x 1,5 |
| 4 | 2 | NVR.003 | Sealing Head DN 6 x 21 mm |
| 5 | 2 | NWE.003 | Connection Fitting Angle |
| 6 | 1 | PRS.137 | Hexagon Nut M 16 , |

Assembly Set Systems
Technology Seal Chamber Line

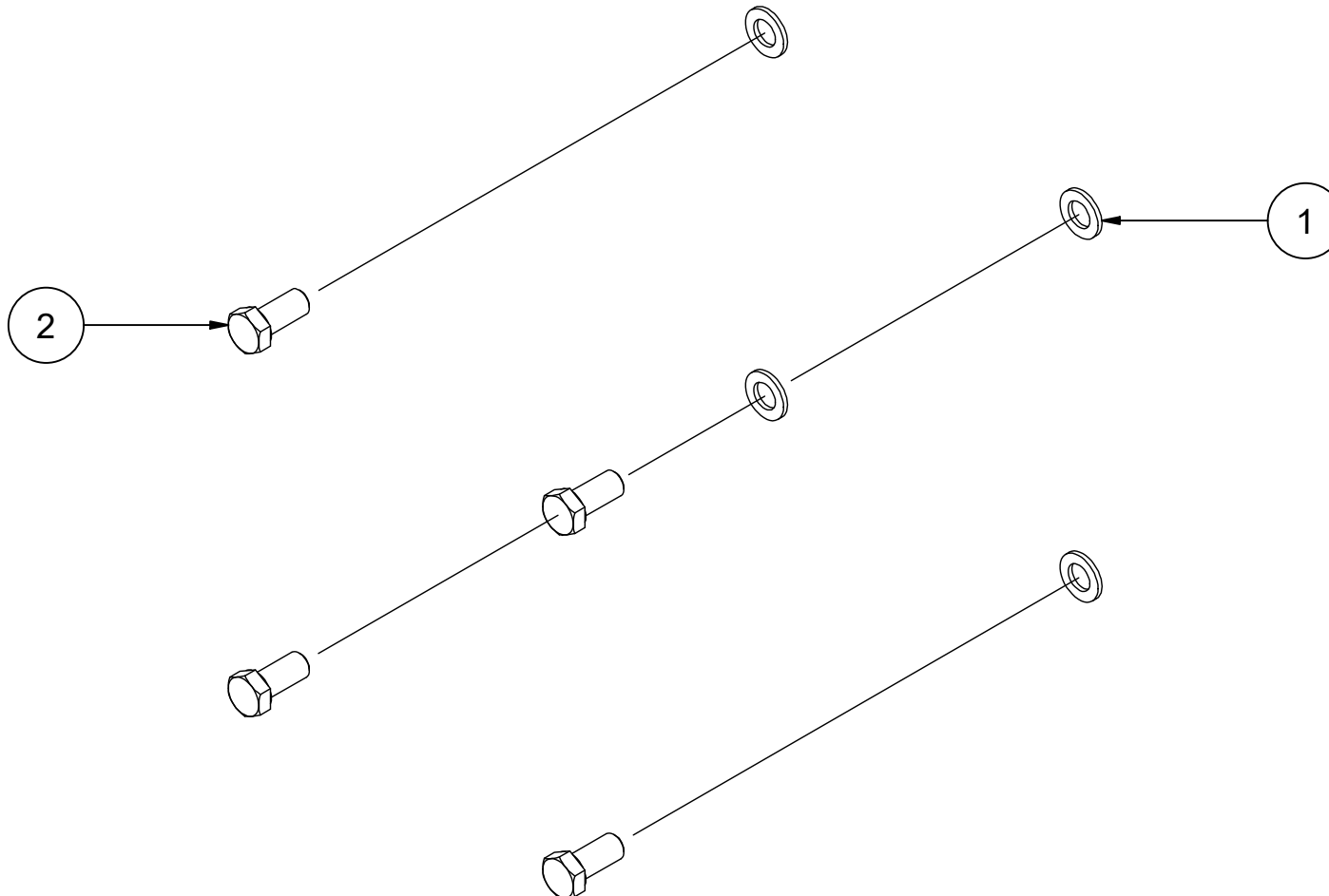
B

PBT.052

© Vogelsang GmbH & Co. KG

VOGELSANG





| BOM | | | |
|------|------|---------|---|
| Pos. | Qty. | Part | Description |
| 1 | 4 | NUS.007 | Washer A 17,0 mm x 30 mm x 3,0 mm |
| 2 | 4 | NSK.122 | Hexagon Head Bolt M 16 x 35 mm, DIN 933 |

Motor Bolt Set
M16, Flange

A00

IBA.092

© Vogelsang GmbH & Co. KG

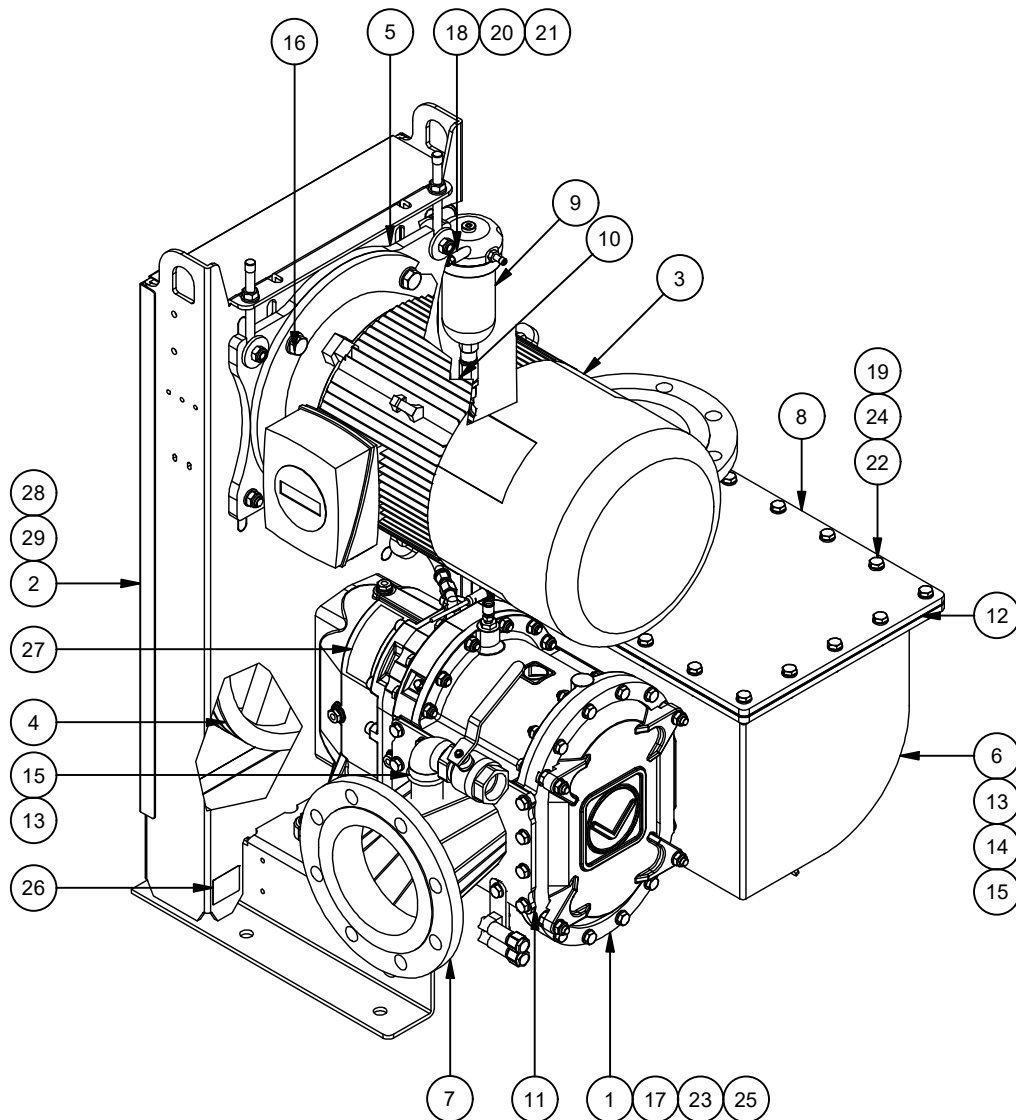
VOGELSANG





Table of Contents

| Drw-Pos. | ERP-Pos. | Denomination | Quantity | Part | Page |
|----------|----------|--|-----------|------------|------|
| 10 | 1000 | Rotary Lobe Pump VX136-210Q | 1.000 St | PPK0004384 | 30 |
| 20 | 2000 | Base B Canted | 1.000 St | GBO.136.TV | 44 |
| 30 | 3000 | Electric Motor Painted 160L/4, 3TF, B5, IE3 | 1.000 St | AEM0525.TF | |
| 40 | 4000 | Belt Drive Complete i=1:2,9 Washer Output Ø 400 mm Washer | 1.000 St | TXR0508 | 45 |
| 50 | 5000 | Mounting Flange Ø 350 mm | 1.000 St | RFL.380 | |
| 60 | 6000 | Pump Connector Case 136-210, On Both Sides | 1.000 St | IBS.034 | |
| 70 | 7000 | Pump Connector 136-210 DN 150 EN 1092-1/11 B1 PN 16 | 1.000 St | CON1619 | |
| 80 | 8000 | Box Cover Flange Position: Right | 1.000 St | IBS.029.TR | |
| 90 | 9000 | Buffer Fluid Tank Polycarbonate, Opaque 0,29 l | 1.000 St | PSG.014 | 46 |
| 100 | 10000 | Assembly Set Systems Technology Seal Chamber Line | 1.000 St | PBT.052 | 47 |
| 110 | 11000 | Pump Flange Gasket 136-210 | 2.000 St | DFD.006.P | |
| 120 | 12000 | Flat Gasket Cover | 1.000 St | DFD.388.P | |
| 130 | 13000 | 2-Way Ball Valve 1 1/4 inch, IG - IG, Brass Lever, Orifice | 2.000 St | GHN.001 | |
| 140 | 14000 | Blind Cap 1 1/4 inch, Hexagon | 1.000 St | NVE.006 | |
| 150 | 15000 | Angle 90° 1 1/4 inch FT - 1 1/4 inch MT | 2.000 St | NWE.201 | |
| 160 | 16000 | Motor Bolt Set M16, Flange | 1.000 St | IBA.092 | 48 |
| 170 | 17000 | Bolt Set, Systems Pump Feet | 1.000 St | IBA0432 | |
| 180 | 18000 | Pipe Cut Ø 13 mm x 1,5 mm, 46 mm | 2.000 St | HRS.104 | |
| 190 | 19000 | Hexagon Nut M 10 , DIN 985 | 20.000 St | NMK.001 | |
| 200 | 20000 | Hexagon Nut M 6 , DIN 985 | 2.000 St | NMK.003 | |
| 210 | 21000 | Cylinder Head Bolt M 6 x 85 mm ISO 4762 | 2.000 St | NSI0048 | |
| 220 | 22000 | Hexagon Head Bolt M 10 x 40 mm DIN 933 | 20.000 St | NSK.003 | |
| 230 | 23000 | Hexagon Head Bolt M 10 x 20 mm DIN 933 | 14.000 St | NSK.026.EE | |
| 240 | 24000 | Washer A Ø 10,5 mm x Ø 20 mm x 2 mm | 40.000 St | NUS.004 | |
| 250 | 25000 | Washer A Ø 10,5 mm x Ø 20 mm x 2 mm | 14.000 St | NUS.004.EE | |
| 260 | 26000 | Label CE Small Black / White | 1.000 St | VAU.002.K | |
| 270 | 27000 | Label Operating Instructions Yellow / black | 1.000 St | VAU.133 | |
| 280 | 28000 | Name Plate 50 x 60 General | 1.000 St | VAU0001 | |
| 290 | 29000 | Label Vogelsang Logo | 1.000 St | VAU0044 | |



| BOM | | | |
|------|------|------------|--|
| Pos. | Qty. | Part | Description |
| 1 | 1 | PPK0004384 | Rotary Lobe Pumpe VX136-210Q |
| 2 | 1 | GB0.136.TV | Base B Canted |
| 3 | 1 | AEM0525.TF | Electric Motor 15,0kW, 1470 min-1 |
| 4 | 1 | TXR0508 | Belt Drive Complete i=1:2,9 Washer Output Ø 400 mm Washer |
| 5 | 1 | RFL.380 | Mounting Flange Ø 350 mm |
| 6 | 1 | IBS.034 | Pump Connector Case 136-210, On Both Sides |
| 7 | 1 | CON1619 | Pump Connector 136-210 DN 150 EN 1092-1/11 B1 PN 16 |
| 8 | 1 | IBS.029.TR | Box Cover Flange Position: Right |
| 9 | 1 | PSG.014 | Buffer Fluid Tank Polycarbonate, Opaque 0,29 l |
| 10 | 1 | PBT.052 | Assembly Set Systems Technology Seal Chamber Line |
| 11 | 2 | DFD.006.P | Pump Flange Gasket 136-210 |
| 12 | 1 | DFD.388.P | Flat Gasket Cover |
| 13 | 2 | GHN.001 | 2-Way Ball Valve 1 1/4 inch, IG - IG, Brass Lever, Orifice |
| 14 | 1 | NVE.006 | Blind Cap 1 1/4 inch, Hexagon |
| 15 | 2 | NWE.201 | Angle 90° 1 1/4 inch FT - 1 1/4 inch MT |
| 16 | 1 | IBA.092 | Motor Bolt Set M16, Flange |
| 17 | 1 | IBA0432 | Bolt Set, Systems Pump Feet |
| 18 | 2 | HRS.104 | Pipe Cut Ø 13,0 mm x 1,5 mm, 46 mm |
| 19 | 20 | NMK.001 | Hexagon Nut M 10 , DIN 985 |
| 20 | 2 | NMK.003 | Hexagon Nut M 6 , DIN 985 |
| 21 | 2 | NSI0048 | Cylinder Head Bolt M 6 x 85 mm ISO 4762 |
| 22 | 20 | NSK.003 | Hexagon Head Bolt M 10 x 40 mm DIN 933 |
| 23 | 14 | NSK.026.EE | Hexagon Head Bolt M 10 x 20 mm DIN 933 |
| 24 | 40 | NUS.004 | Washer A Ø 10,5 mm x Ø 20 mm x 2 mm |
| 25 | 14 | NUS.004.EE | Washer A Ø 10,5 mm x Ø 20 mm x 2 mm |
| 26 | 1 | VAU.002.K | Label CE Small , |
| 27 | 1 | VAU.133 | Label Operating Instructions , |
| 28 | 1 | VAU0001 | Name Plate 50 x 60 General |
| 29 | 1 | VAU0044 | Label Vogelsang Logo , |

Pump Unit
VX136-210Q

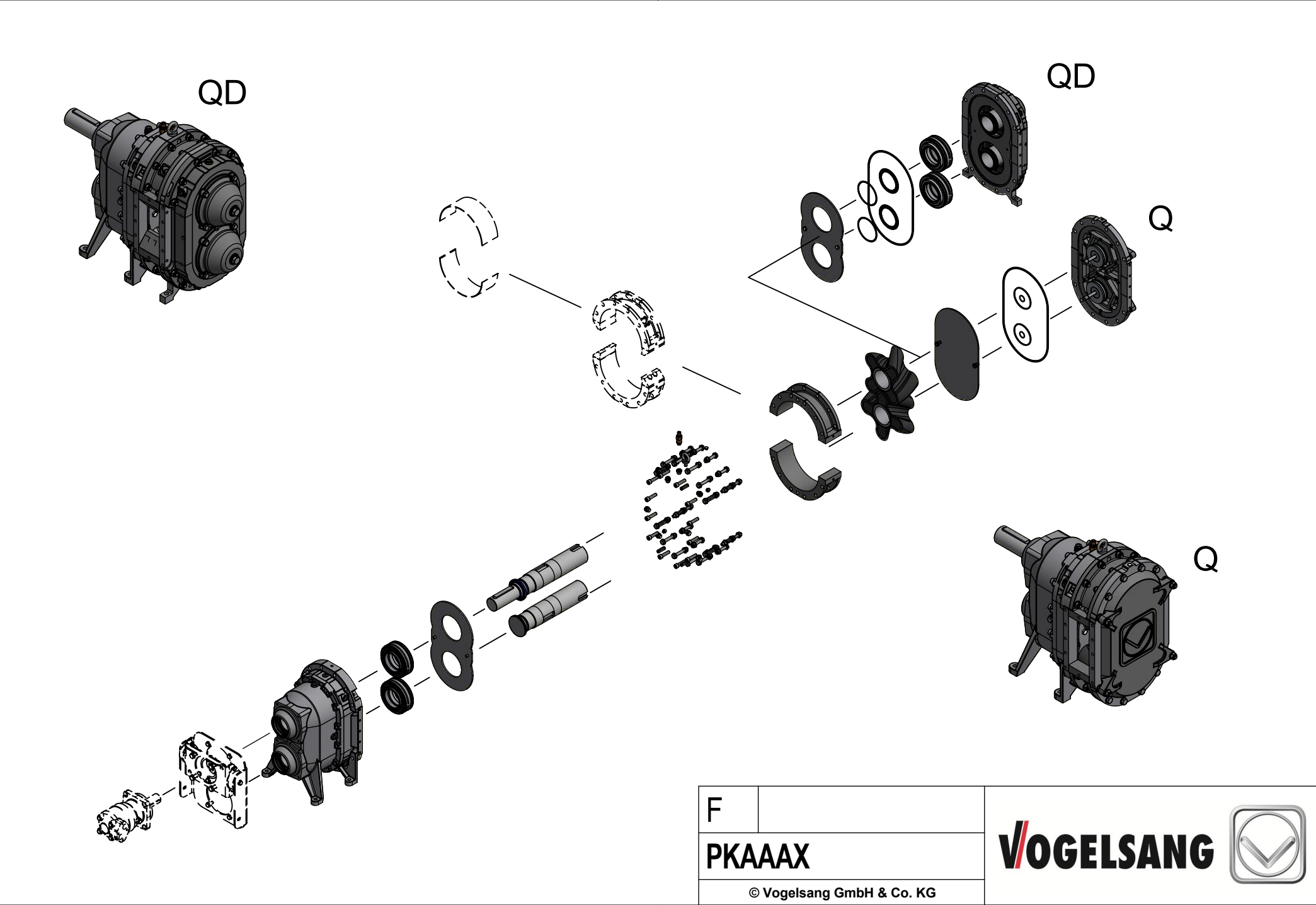
F00

IAN0001298

© Vogelsang GmbH & Co. KG

VOGELSANG

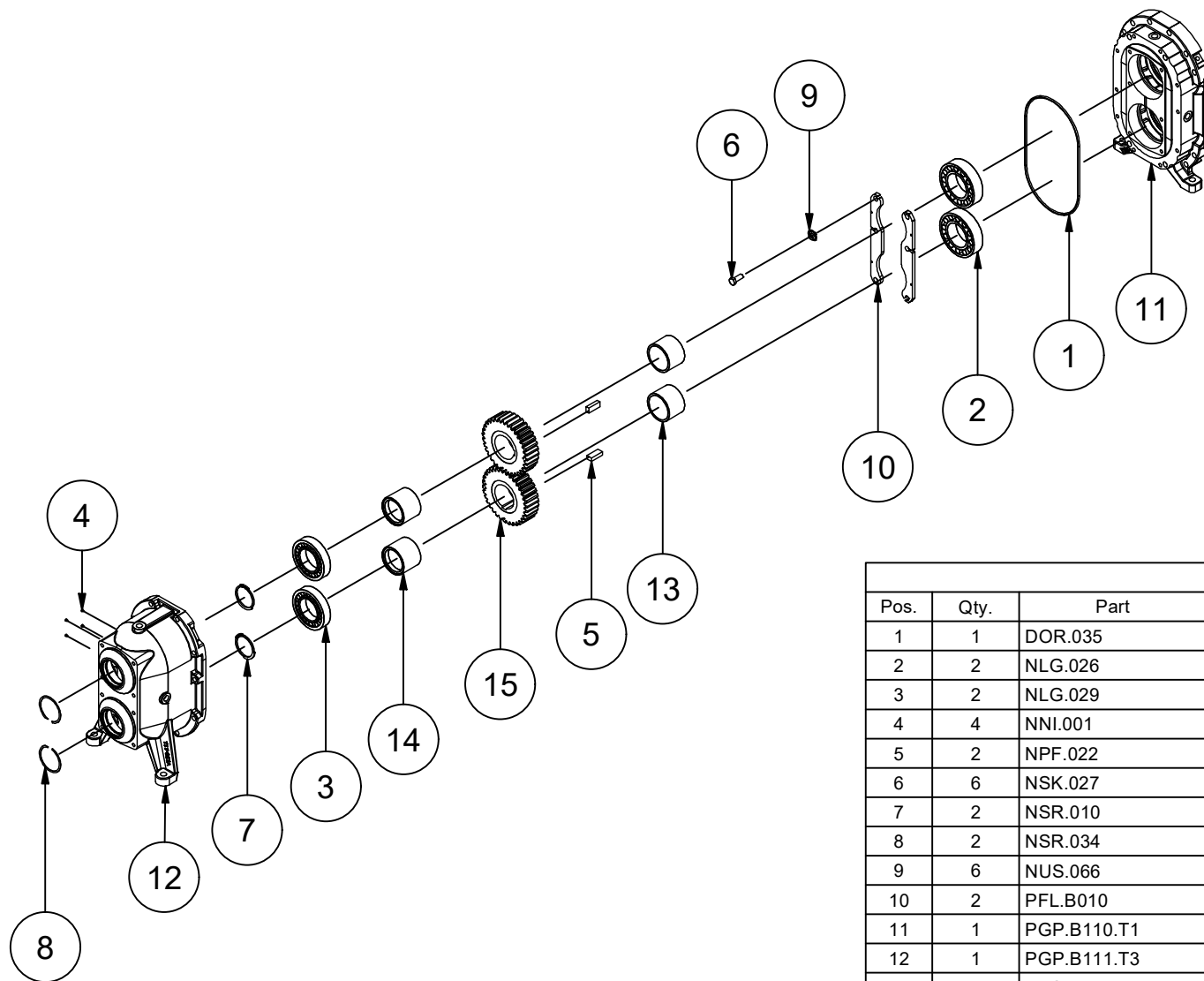




| | |
|---------------------------|--|
| F | |
| PKAAAX | |
| © Vogelsang GmbH & Co. KG | |

Table of Contents

| Drw-Pos. | ERP-Pos. | Denomination | Quantity | Part | Page |
|----------|----------|---|----------|-------------|------|
| 10 | 10 | Gearcase- and Bearing Housing Set VX136 Centering Step | 1.000 St | PBG0658 | 32 |
| 20 | 20 | Set of Pump Housing Segments VX136-210 | 1.000 St | PBG0232 | 33 |
| 30 | 30 | Flat Gasket R136, V/VX136 Rotary Lobe Pump Housing half | 4.000 St | DAD.007 | |
| 40 | 40 | Pump Shafts, Set VX136-210Q | 1.000 St | PBT.B353 | 34 |
| 50 | 50 | Pump Shafts, Set VX136-210Q | 1.000 St | PBT.B357 | 35 |
| 60 | 60 | Rotary Lobe Set VX136-210 | 1.000 St | PBK.B014.NB | 36 |
| 70 | 70 | Cartridge Mechanical Seal Single VX136 CC-Pump Steel | 2.000 St | PBT.B019 | |
| 80 | 80 | Pump Cover VX136Q | 1.000 St | PBG.B021 | 37 |
| 90 | 90 | Pump, Wetted O-Ring Set VX136 Q Number of Pairs of Lobes: | 1.000 St | PBT.B200 | 38 |
| 100 | 100 | Wear Plate, Set VX136Q | 1.000 St | PBT.B100 | 39 |
| 110 | 110 | Bolt Set, Pump VX136-210Q | 1.000 St | PBT0065 | 40 |
| 120 | 120 | Gear Oil Titan Gear MP90 | 3.500 l | BSS.006 | |
| 130 | 130 | Fitting Key Set VX136-210Q | 1.000 St | PBP.109 | 41 |
| 140 | 140 | Buffer Fluid Tank Polycarbonate, Opaque 0,29 l | 1.000 St | PSG.014 | 42 |
| 150 | 150 | Temperature Sensor, Set VX136QQD | 1.000 St | PBT2618 | 43 |
| 160 | 160 | Priming EP | 0.300 kg | BFA.002 | |
| 170 | 170 | Finishing Paint PUR | 0.300 kg | BFA.006 | |
| 180 | 180 | Name Plate 70 x 60 x 0,8 mm General | 1.000 St | VAU0120 | |
| 190 | 190 | Label Buffer Fluid Tank Yellow / black | 1.000 St | VAU.138 | |
| 200 | 200 | Label Operating Instructions Yellow / black | 1.000 St | VAU.133 | |
| 210 | 210 | Label Directional Arrow White Withe with Black Print | 1.000 St | VAU0087 | |
| 220 | 220 | Label Directional Arrow Red | 1.000 St | VAU.109 | |



| BOM | | | |
|------|------|-------------|--|
| Pos. | Qty. | Part | Description |
| 1 | 1 | DOR.035 | O-Ring Ø 245 mm x 5 mm |
| 2 | 2 | NLG.026 | Radial Spherical Roller Bearing 60 mm x 110 mm x 28 mm |
| 3 | 2 | NLG.029 | Cylindrical Roller Bearing (NU) 55 mm x 100 mm x 21 mm |
| 4 | 4 | NNI.001 | Blind Rivet A Ø 2,4 mm x 3 mm |
| 5 | 2 | NPF.022 | Fitting Key B 14 mm x 9 mm x 35 mm |
| 6 | 6 | NSK.027 | Hexagon Head Bolt M 10 x 25 mm, DIN 933 |
| 7 | 2 | NSR.010 | Retaining Ring Ø 55 mm x 3,0 mm |
| 8 | 2 | NSR.034 | Multi-Disk Ring Ø 65 mm x 3,8 mm x 0,82 mm |
| 9 | 6 | NUS.066 | Locking Plate 10,5 mm x 26 mm, DIN 432 |
| 10 | 2 | PFL.B010 | Fixing Sheet Fixed Bearing |
| 11 | 1 | PGP.B110.T1 | Bearing Seal Housing VX136Q Gearcase |
| 12 | 1 | PGP.B111.T3 | Gearcase Housing VX136 Centering Step |
| 13 | 2 | PRS.B005 | Spacer Washer Ø 60 mm x Ø 70 mm x 48,5 mm |
| 14 | 2 | PRS.B006 | Spacer Washer Ø 55 mm x Ø 70 mm x 52 mm |
| 15 | 2 | PZH.003 | Straight-Toothed Spur Gear z = 34, m = 4,0, b = 40 mm |

Gearcase- and Bearing Housing
Set VX136 Centering Step

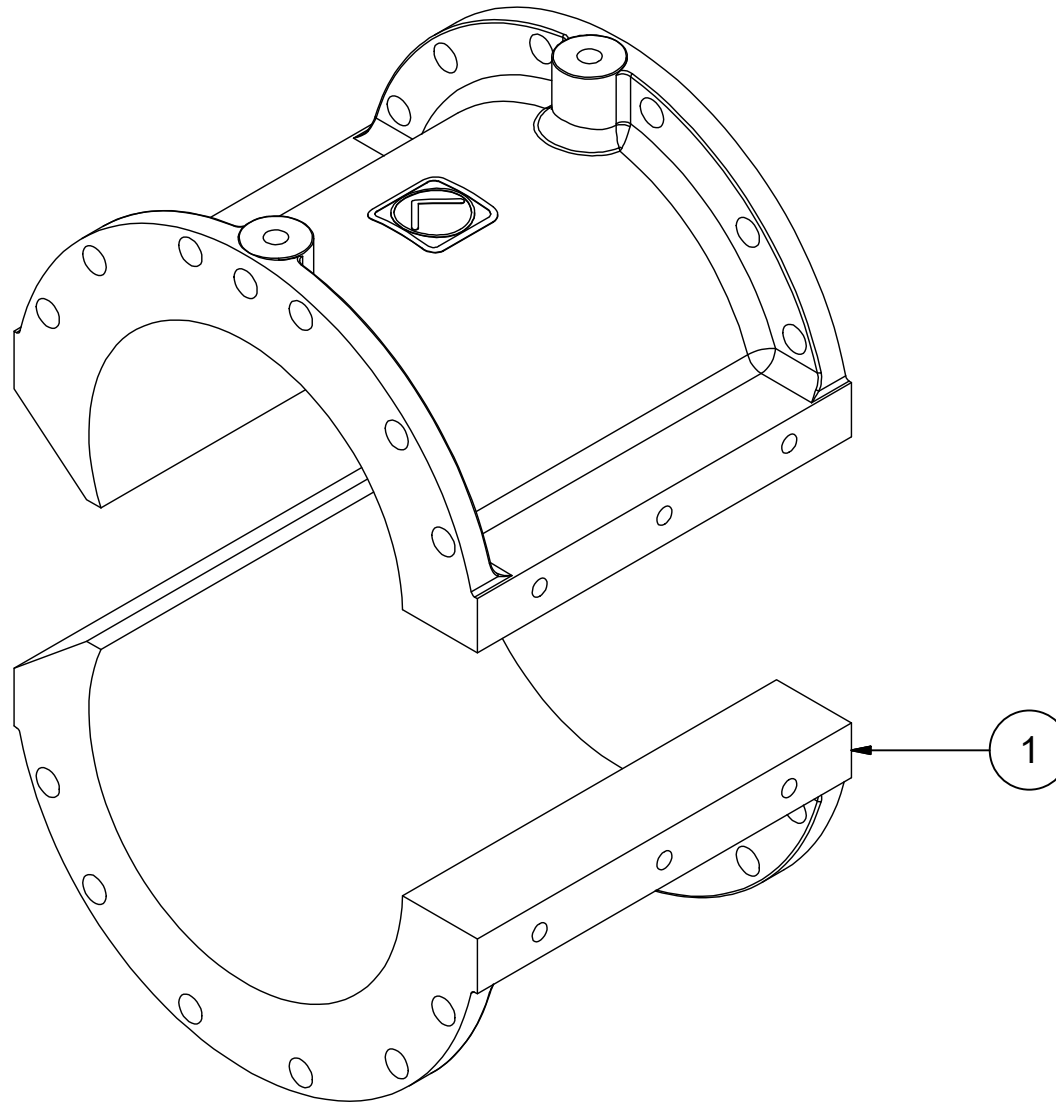
E

PBG0658

© Vogelsang GmbH & Co. KG

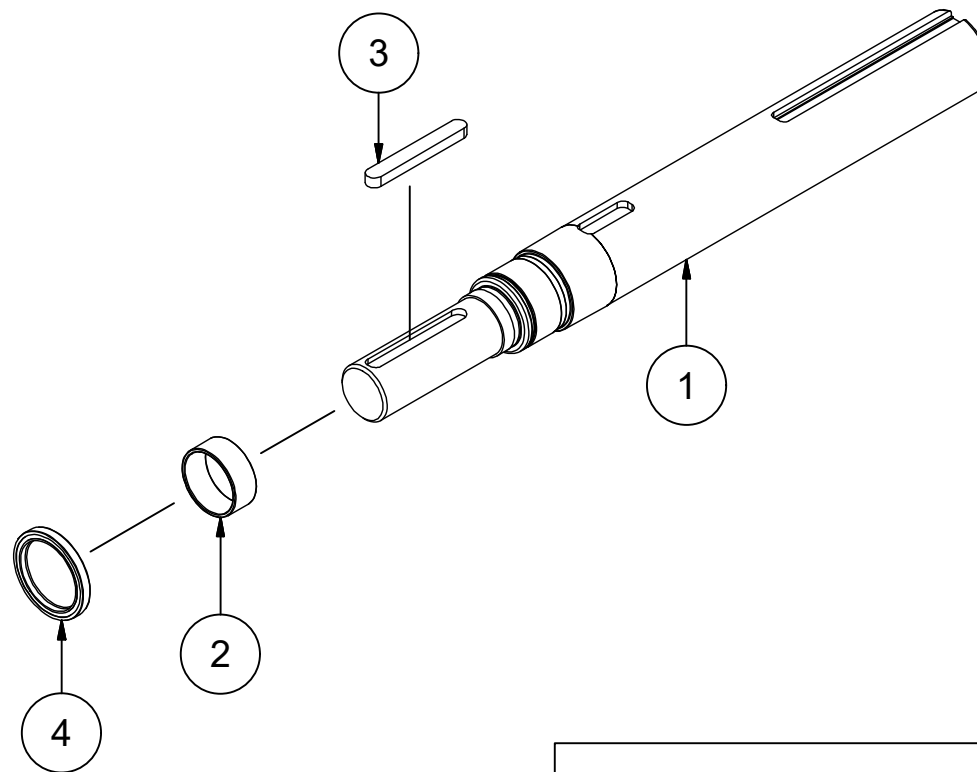
VOGELSANG





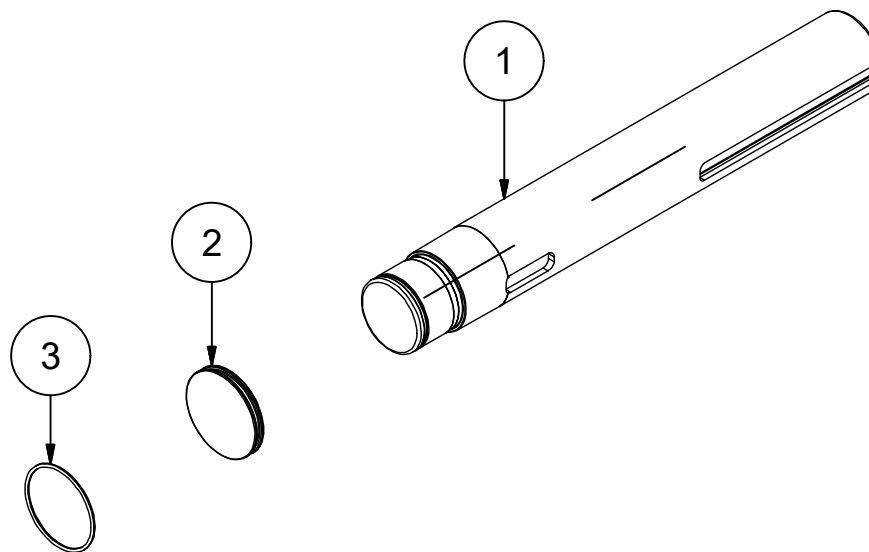
| BOM | | | |
|------|------|---------|--|
| Pos. | Qty. | Part | Description |
| 1 | 2 | PGP0083 | Pump Housing Segment 136-210 Injection A |

| | | |
|---|---------------------------|---|
| Set of Pump Housing Segments VX136-210 | A |  |
| | PBG0232 | |
| | © Vogelsang GmbH & Co. KG | |



| BOM | | | |
|------|------|-------------|--------------------------------------|
| Pos. | Qty. | Part | Description |
| 1 | 1 | PWQ.104.N1 | Pump Shaft VX136-210Q |
| 2 | 1 | NIR.019 | Inner Ring Ø 45 mm x Ø 50 mm x 20 mm |
| 3 | 1 | NPF.046 | Fitting Key A 12 mm x 8 mm x 90 mm |
| 4 | 1 | DWD.060.HNB | |

| | | |
|--------------------------------|---------------------------|--|
| Pump Shafts, Set VX136-210Q | C | |
| | PBT.B353 | |
| | © Vogelsang GmbH & Co. KG | |



| BOM | | | |
|------|------|------------|-----------------------------------|
| Pos. | Qty. | Part | Description |
| 1 | 1 | PWQ.108.N1 | Pump Shaft VX136-210Q |
| 2 | 1 | PRS.B108 | Plug Disk VX136, Gearcase Housing |
| 3 | 1 | DOR.086 | O-Ring Ø 59 mm x 3 mm |

Pump Shafts, Set
VX136-210Q

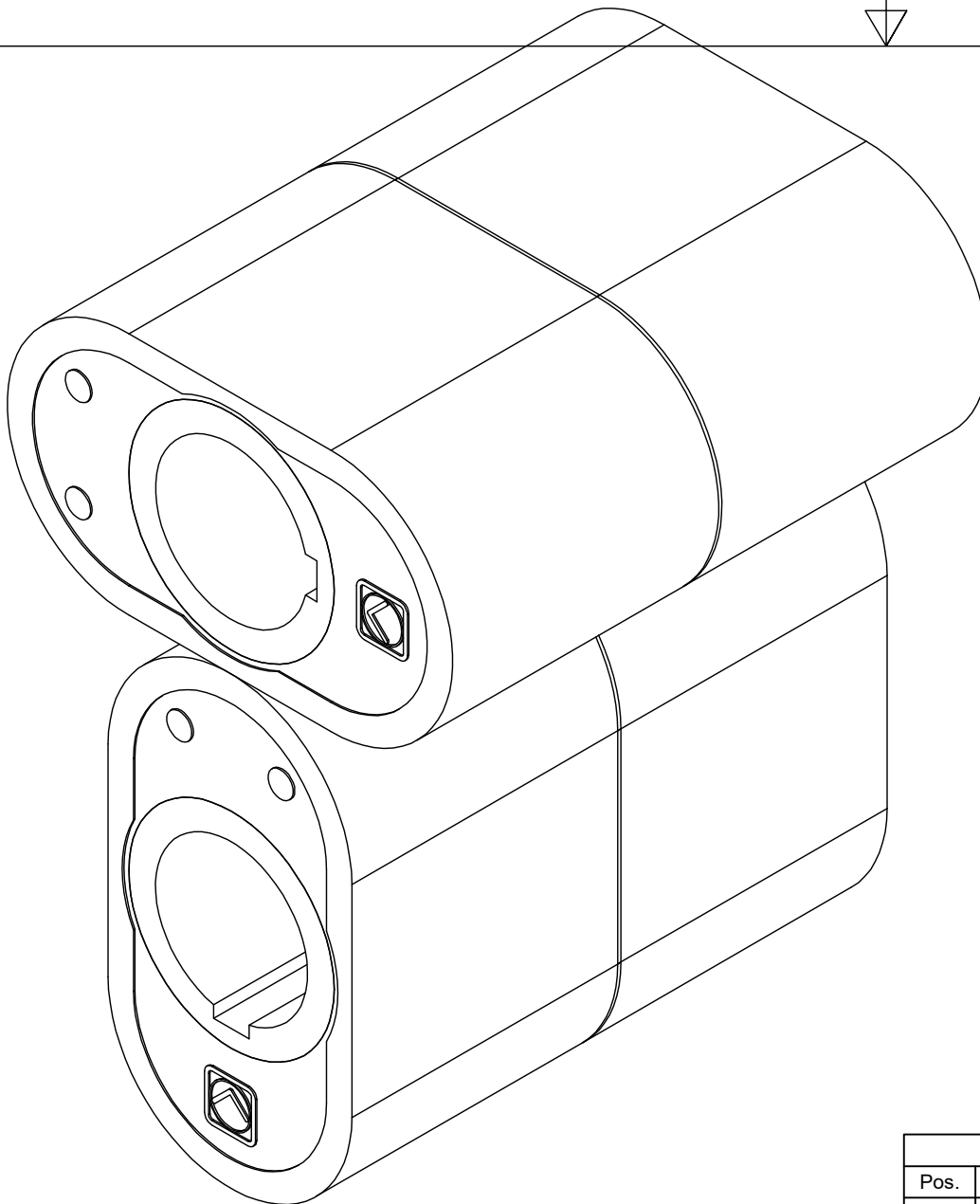
C

PBT.B357

© Vogelsang GmbH & Co. KG

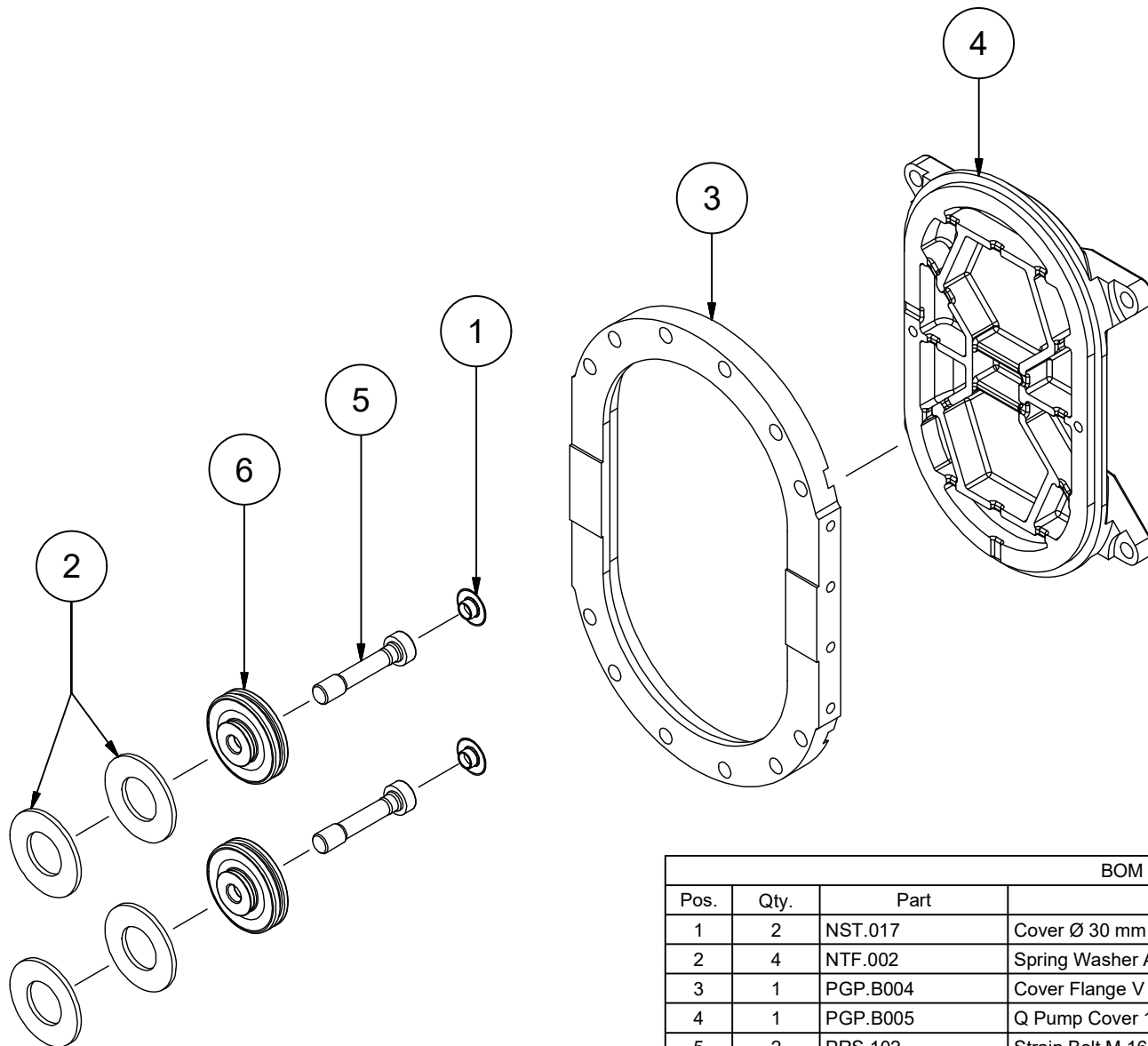
V/OGELSANG





| BOM | | | |
|------|------|------------|------------------------|
| Pos. | Qty. | Part | Description |
| 1 | 4 | PKB.B035.Q | Rotary Lobe 136-105 2K |

| | | | |
|------------------------------|--|--------------------|------------------|
| Rotary Lobe Set VX136-210 | | A | VOGELSANG |
| | | PBK.B014.NB | |
| © Vogelsang GmbH & Co. KG | | | |



| BOM | | | |
|------|------|-------------|--------------------------------------|
| Pos. | Qty. | Part | Description |
| 1 | 2 | NST.017 | Cover Ø 30 mm x 9,7 mm |
| 2 | 4 | NTF.002 | Spring Washer A 71 mm x 36 mm x 4 mm |
| 3 | 1 | PGP.B004 | Cover Flange V VX XR 136Q |
| 4 | 1 | PGP.B005 | Q Pump Cover 136 |
| 5 | 2 | PRS.102 | Strain Bolt M 16 x 80 mm, ≈ DIN 6912 |
| 6 | 2 | PRS.B008.N1 | |

Pump Cover
VX136Q

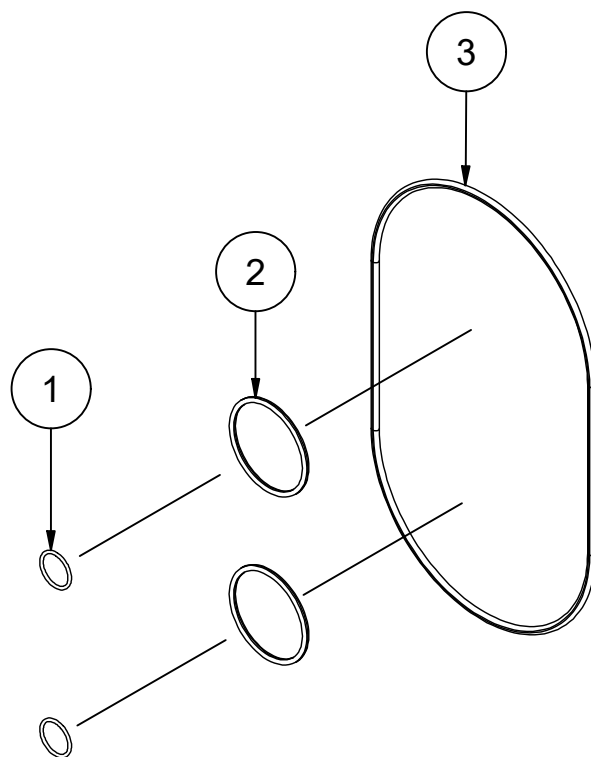
D

PBG.B021

© Vogelsang GmbH & Co. KG

VOGELSANG





| BOM | | | |
|------|------|---------|------------------------|
| Pos. | Qty. | Part | Description |
| 1 | 2 | DOR.021 | O-Ring Ø 24 mm x 3 mm |
| 2 | 2 | DOR.043 | O-Ring Ø 64 mm x 4 mm |
| 3 | 1 | DOR.051 | O-Ring Ø 280 mm x 6 mm |

Pump, Wetted O-Ring Set VX136

Q Number of Pairs of Lobes:

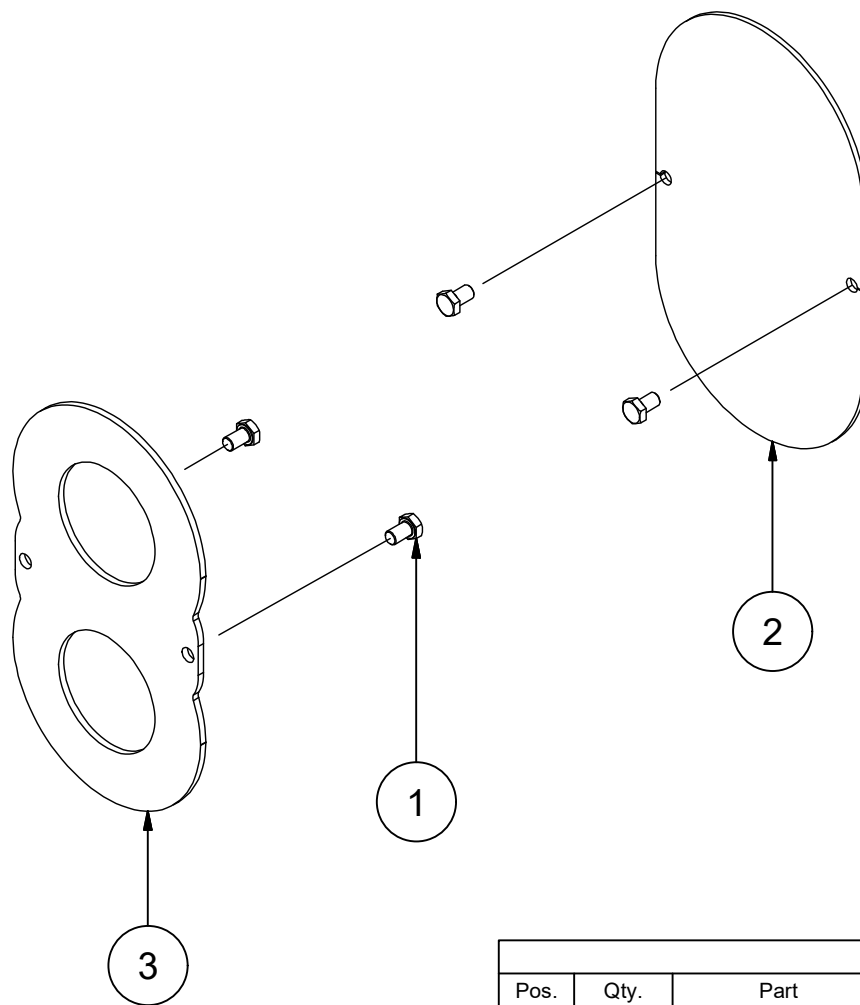
C

PBT.B200

© Vogelsang GmbH & Co. KG

Vogelsang





| BOM | | | |
|------|------|------------|---|
| Pos. | Qty. | Part | Description |
| 1 | 4 | NSK.025.EE | Hexagon Head Bolt M 10 x 16 mm, DIN 933 |
| 2 | 1 | PFL.B002 | Wear Plate V VX 136 Cover 4 mm |
| 3 | 1 | PFL.B009 | Wear Plate VX 136 Gearcase 5 mm |

Wear Plate, Set
VX136Q

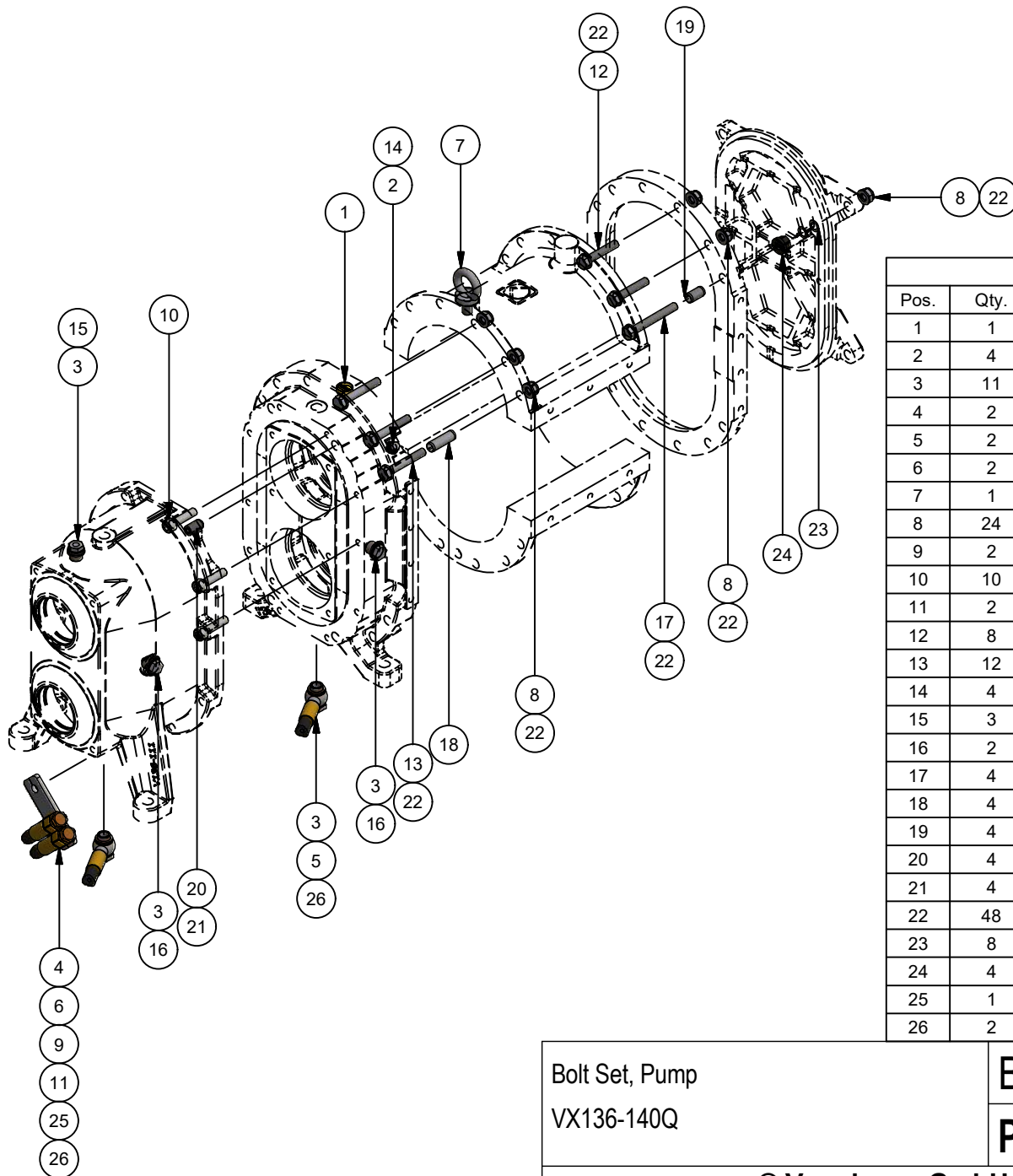
B

PBT.B100

© Vogelsang GmbH & Co. KG

VOGELSANG





| BOM | | | |
|------|------|----------|---|
| Pos. | Qty. | Part | Description |
| 1 | 1 | BAK.002 | Screw Plug Ø 21 mm x 10 mm |
| 2 | 4 | DKR.001 | Sealing Ring A 10,0 mm x 16 mm x 1,0 mm |
| 3 | 11 | DKR.005 | Sealing Ring A 16,0 mm x 22 mm x 2,0 mm |
| 4 | 2 | NGE.078 | Screw Plug M 18 x 1,5 x 17 mm |
| 5 | 2 | NGE.099 | Hollow Screw M 16 x 1,5, DIN 7643 |
| 6 | 2 | NKK.002 | Clamp Maximum Clamping Range: 16 mm |
| 7 | 1 | NKS.006 | Lifting Eye Bolt M 12 x 21 mm, DIN 580 |
| 8 | 24 | NMK.001 | Hexagon Nut M 10 , DIN 985 |
| 9 | 2 | NMK.034 | Hexagon Nut M 5 , DIN 985 |
| 10 | 10 | NSI.001 | Cylinder Head Bolt M 10 x 40 mm, ISO 4762 |
| 11 | 2 | NSI.112 | Cylinder Head Bolt M 5 x 25 mm, DIN 84 |
| 12 | 8 | NSK.006 | Hexagon Head Bolt M 10 x 55 mm, DIN 933 |
| 13 | 12 | NSK.072 | Hexagon Head Bolt M 10 x 65 mm, DIN 931 |
| 14 | 4 | NSK.080 | Screw Plug M 10 x 1 x 17 mm DIN 910-1 |
| 15 | 3 | NSK.081 | Screw Plug M 16 x 1,5 x 21 mm DIN 910-1 |
| 16 | 2 | NSK.088 | Screw Plug M 16 x 1,5 x 21 mm DIN 910-1 |
| 17 | 4 | NSK.204 | Hexagon Head Bolt M 10 x 80 mm, DIN 933 |
| 18 | 4 | NSP.004 | Spring Pin 13 mm x 40 mm, ISO 13337 |
| 19 | 4 | NSP.013 | Spring Pin 13 mm x 24 mm, ISO 13337 |
| 20 | 4 | NSP.023 | Spring Pin 13 mm x 22 mm, ISO 8752 |
| 21 | 4 | NSP.025 | Spring Pin 8 mm x 24 mm, ISO 8752 |
| 22 | 48 | NUS.004 | Washer A 10,5 mm x 20 mm x 2,0 mm |
| 23 | 8 | NUS.062 | Adjusting Washer 10,0 mm x 16 mm x 0,2 mm |
| 24 | 4 | PRS.B023 | Spacer Nut M 10 |
| 25 | 1 | PFL.361 | Fixing Sheet, Oil Drain Hose Number of Hoses: 2 |
| 26 | 2 | THZ.125 | Hydraulic Hose 2 SN DN 8 x 500 mm |

Bolt Set, Pump

VX136-140Q

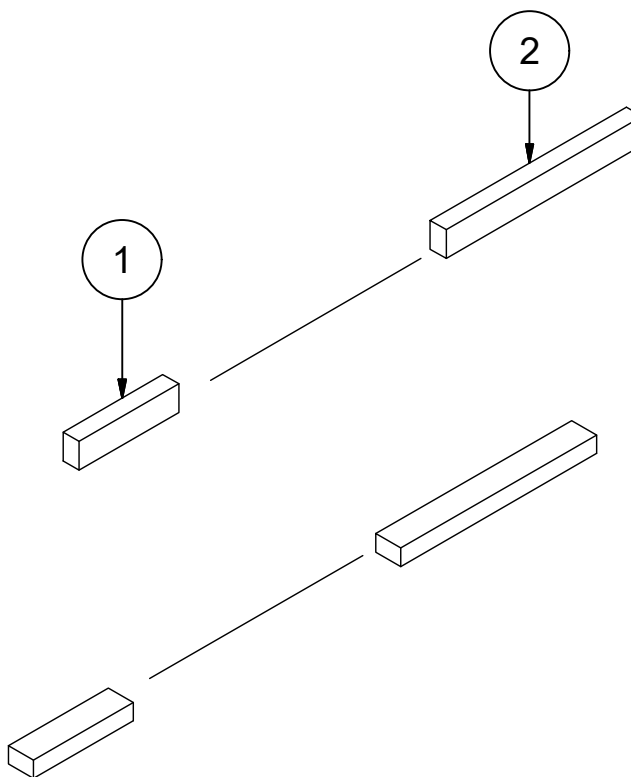
B

PBT0065

© Vogelsang GmbH & Co. KG

VOGELSANG





| BOM | | | |
|------|------|---------|-------------------------------------|
| Pos. | Qty. | Part | Description |
| 1 | 2 | NPF.011 | Fitting Key B 14 mm x 9 mm x 56 mm |
| 2 | 2 | NPF.012 | Fitting Key B 14 mm x 9 mm x 110 mm |

Fitting Key Set
VX136-210Q

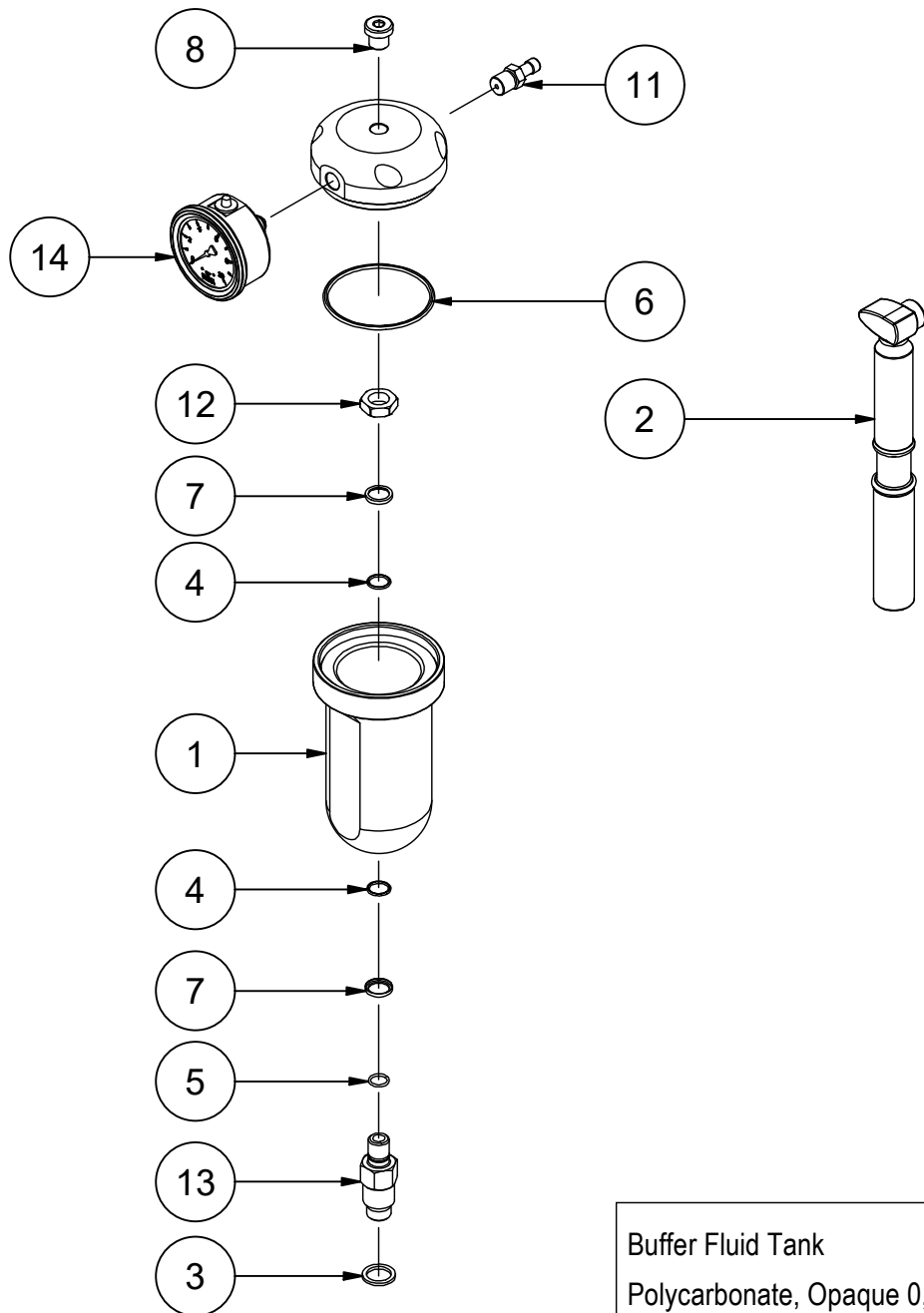
C

PBP.109

© Vogelsang GmbH & Co. KG

VOGELSANG





| BOM | | | |
|------|------|---------|---|
| Pos. | Qty. | Part | Description |
| 1 | 1 | AHA.027 | Oil Level Tank Pressurizable |
| 2 | 1 | AHP.001 | Manual Air Pump SKS |
| 3 | 1 | DKR.005 | Sealing Ring A 16,0 mm x 22 mm x 2,0 mm |
| 4 | 2 | DOR.040 | O-Ring Ø 12 mm x 2 mm |
| 5 | 1 | DOR.104 | O-Ring Ø 11 mm x 1,5 mm |
| 6 | 1 | DOR.147 | O-Ring Ø 68 mm x 3 mm |
| 7 | 2 | NDR.001 | Support Ring Ø 14 mm x Ø 18 mm x 2,5 mm |
| 8 | 1 | NGE.039 | Screw Plug R 1/4 inch x 17 mm |
| 9 | 1 | NGE0076 | Threaded Ring Ø 87 mm x 18 mm, M 80 x 1,5 |
| 10 | 1 | NGE0108 | Cover Oil Level Tank |
| 11 | 1 | NGE0109 | Screwed Valve G 1/4 inch, SW 14 |
| 12 | 1 | NMS0014 | Hexagon Nut M 14 , ISO 4035 Form B |
| 13 | 1 | PRS.134 | Seal Chamber Adapter Pressurizable |
| 14 | 1 | SMD.049 | Pressure Gauge 0 - 10 bar |

Buffer Fluid Tank
Polycarbonate, Opaque 0,29 l

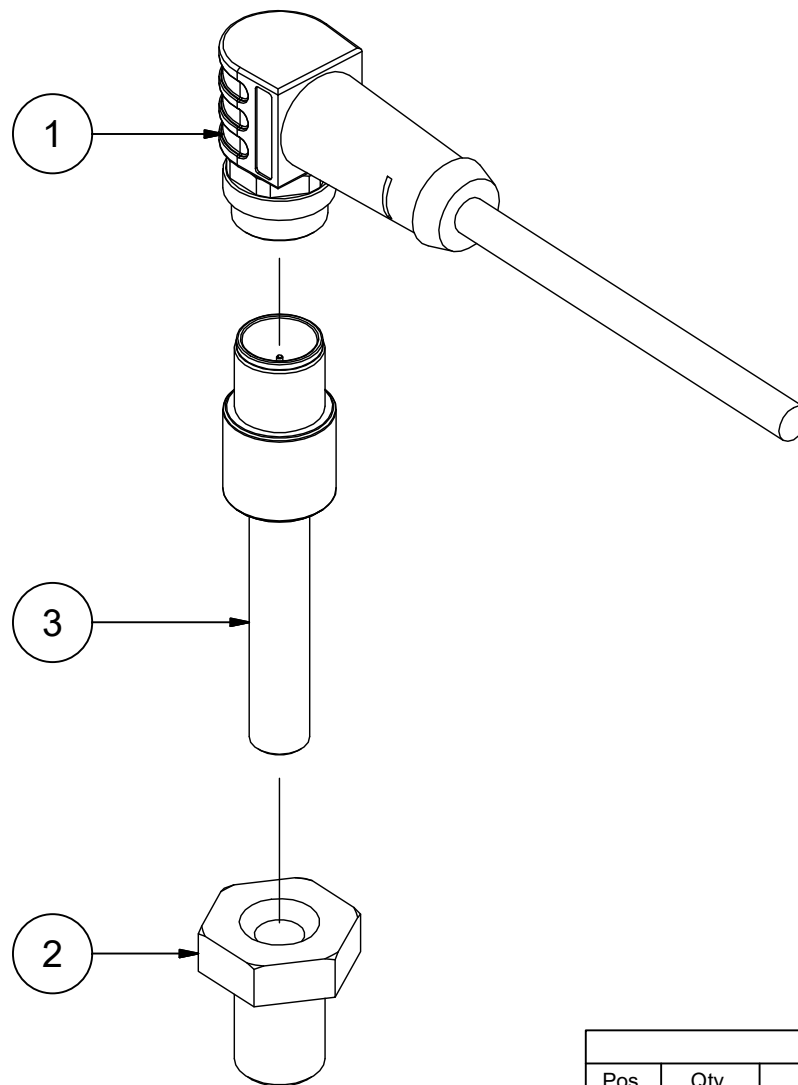
F

PSG.014

© Vogelsang GmbH & Co. KG

VOGELSANG





| BOM | | | |
|------|------|---------|--|
| Pos. | Qty. | Part | Description |
| 1 | 1 | EKK0197 | Sensor-Actuator Patch Cord Number of Poles: 5, 5,0 m |
| 2 | 1 | PRS.128 | Hexagon Head Bolt M 12 x 16 mm, |
| 3 | 1 | SSS0022 | Temperature Sensor Dtrans T100 |

Temperature Sensor, Set
VX136QQD

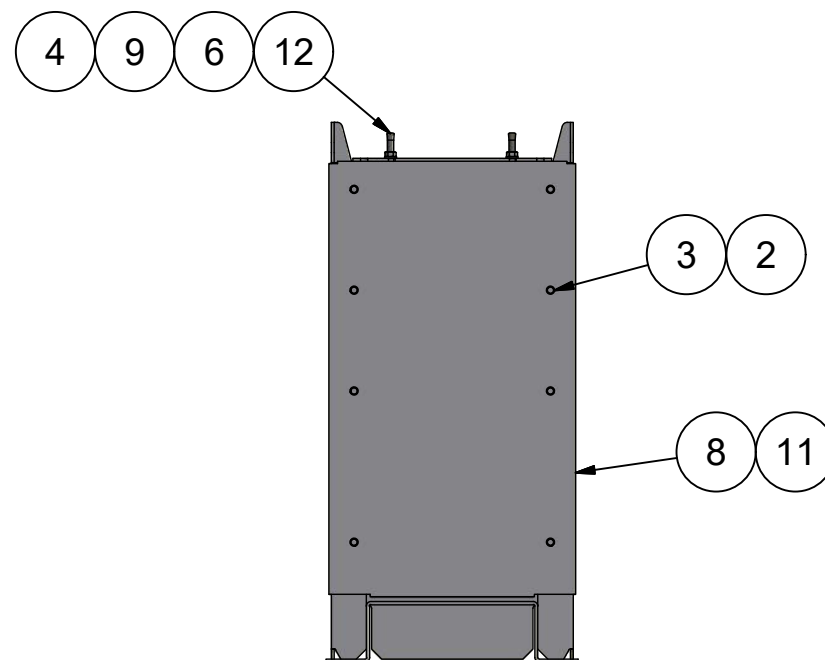
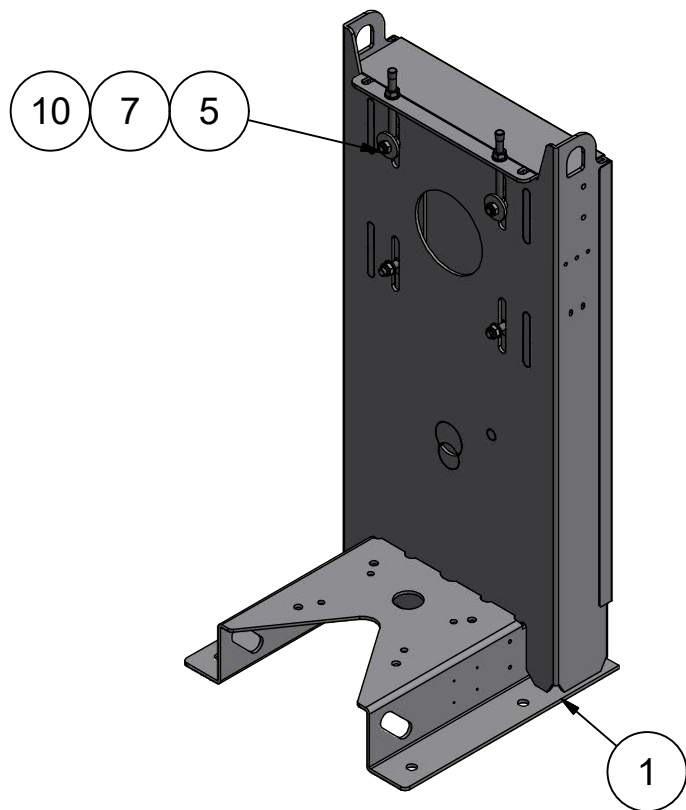
B

PBT2618

© Vogelsang GmbH & Co. KG

VOGELSANG





| BOM | | | |
|------|------|--------------|---|
| Pos. | Qty. | Part | Description |
| 1 | 1 | GB0.136.R | Base B Steel |
| 2 | 8 | NSK.017 | Hexagon Head Bolt M 8 x 16 mm, DIN 933 |
| 3 | 8 | NUS.003 | Washer A 8,4 mm x 16 mm x 1,6 mm |
| 4 | 4 | NUS.005 | Washer A 13,0 mm x 24 mm x 2,5 mm |
| 5 | 2 | RFL.255.600 | Tensioning Device, Base VX100 / VX136 |
| 6 | 2 | NSH.008 | Eye Bolt M 12 x 140 mm, DIN 444 Form LB Steel 4.6 |
| 7 | 4 | NMK.002 | Hexagon Nut M 12 , DIN 985 |
| 8 | 1 | RFL.379.N1 | Cover 2 mm 1.0226 |
| 9 | 2 | NMS.004 | Hexagon Nut M 12 , DIN 934 |
| 10 | 2 | NUS.071 | Washer A 13,0 mm x 45 mm x 5,0 mm |
| 11 | 2 | ZTFD021.1750 | |
| 12 | 2 | NST.036 | Cap Ø 12 mm x 12,3 mm |

Base B
Canted

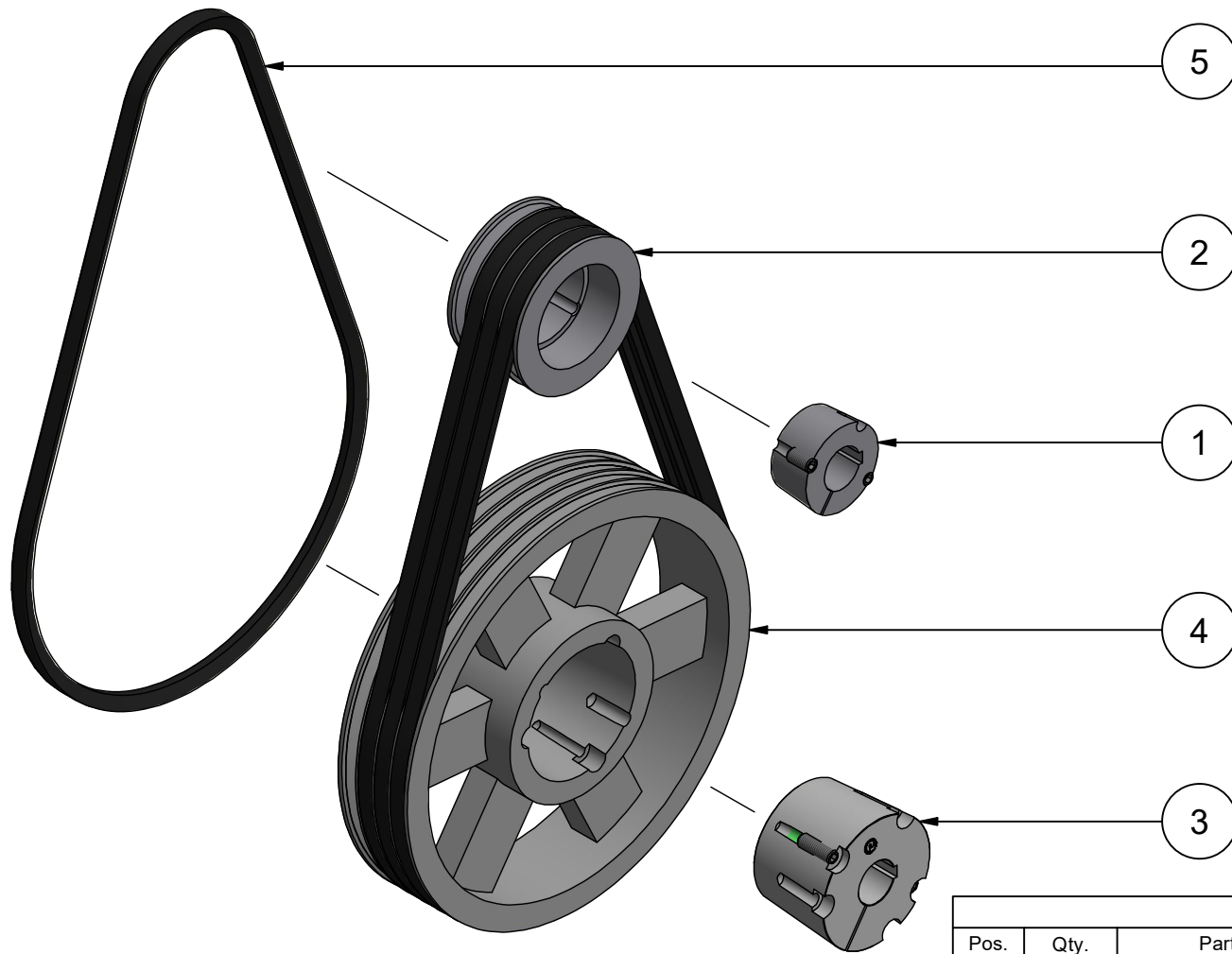
A

GB0.136.TV

© Vogelsang GmbH & Co. KG

VOGELSANG





| BOM | | | |
|------|------|-------------|--------------------------------|
| Pos. | Qty. | Part | Description |
| 1 | 1 | AKR.D016.42 | Clamping Sleeve Taper 2517 |
| 2 | 1 | AKR.D119 | V-Belt Pulley SPB Ø 140 mm - 4 |
| 3 | 1 | AKR0110 | Clamping Sleeve Taper 3535 |
| 4 | 1 | AKR0239 | V-Belt Pulley SPB Ø 400 mm - 4 |
| 5 | 4 | AKR0240 | Narrow V-Belt SPB 1700 mm |

Belt Drive Complete i=1:2,9
Washer Output Ø 400 mm Washer

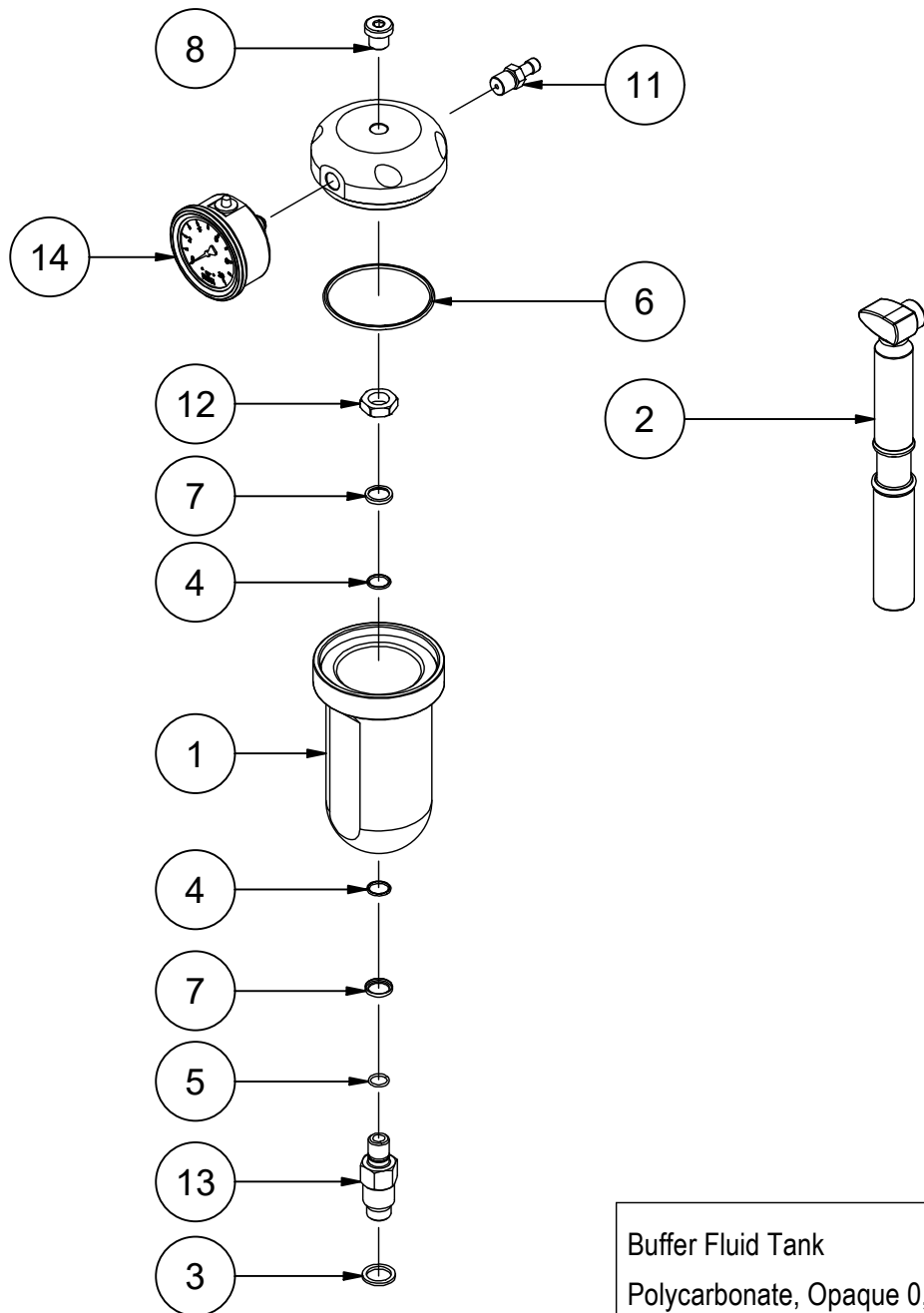
A00

TXR0508

© Vogelsang GmbH & Co. KG

VOGELSANG





| BOM | | | |
|------|------|---------|---|
| Pos. | Qty. | Part | Description |
| 1 | 1 | AHA.027 | Oil Level Tank Pressurizable |
| 2 | 1 | AHP.001 | Manual Air Pump SKS |
| 3 | 1 | DKR.005 | Sealing Ring A 16,0 mm x 22 mm x 2,0 mm |
| 4 | 2 | DOR.040 | O-Ring Ø 12 mm x 2 mm |
| 5 | 1 | DOR.104 | O-Ring Ø 11 mm x 1,5 mm |
| 6 | 1 | DOR.147 | O-Ring Ø 68 mm x 3 mm |
| 7 | 2 | NDR.001 | Support Ring Ø 14 mm x Ø 18 mm x 2,5 mm |
| 8 | 1 | NGE.039 | Screw Plug R 1/4 inch x 17 mm |
| 9 | 1 | NGE0076 | Threaded Ring Ø 87 mm x 18 mm, M 80 x 1,5 |
| 10 | 1 | NGE0108 | Cover Oil Level Tank |
| 11 | 1 | NGE0109 | Screw Valve G 1/4 inch, SW 14 |
| 12 | 1 | NMS0014 | Hexagon Nut M 14 , ISO 4035 Form B |
| 13 | 1 | PRS.134 | Seal Chamber Adapter Pressurizable |
| 14 | 1 | SMD.049 | Pressure Gauge 0 - 10 bar |

Buffer Fluid Tank
Polycarbonate, Opaque 0,29 l

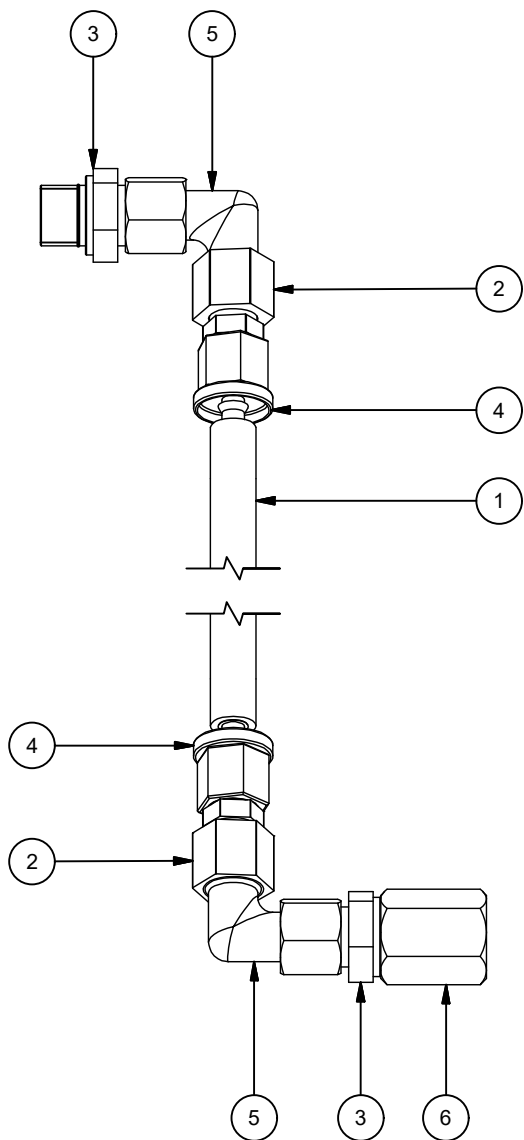
F

PSG.014

© Vogelsang GmbH & Co. KG

VOGELSANG





| BOM | | | |
|------|------|---------|---|
| Pos. | Qty. | Part | Description |
| 1 | 1 | HSC.015 | Hose Ø 6 mm x 3 mm, |
| 2 | 2 | NGE.095 | Reducing Fitting Straight |
| 3 | 2 | NGE.097 | Screw-In Fitting Straight 10 L - M 16 x 1,5 |
| 4 | 2 | NVR.003 | Sealing Head DN 6 x 21 mm |
| 5 | 2 | NWE.003 | Connection Fitting Angle |
| 6 | 1 | PRS.137 | Hexagon Nut M 16 , |

Assembly Set Systems
Technology Seal Chamber Line

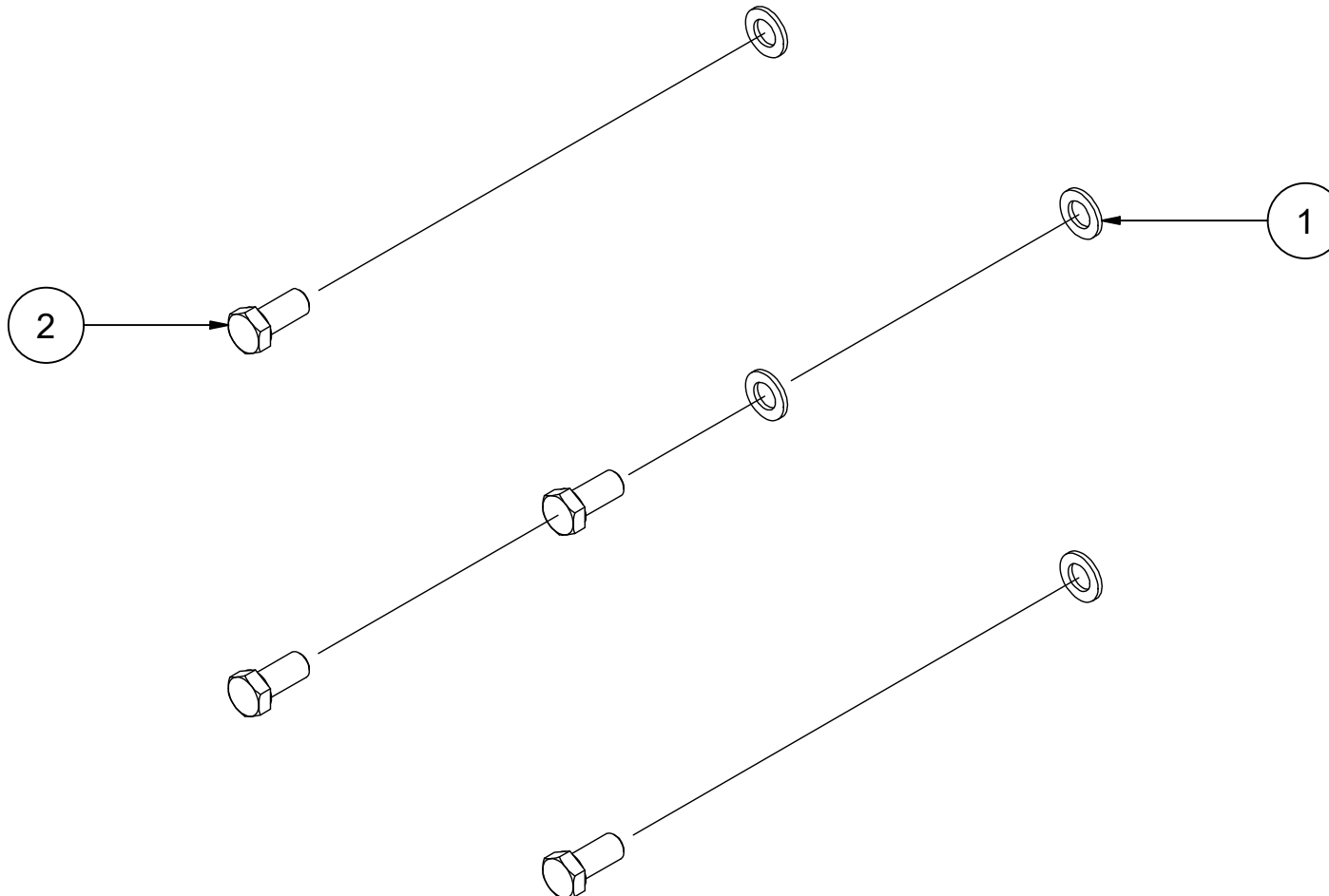
B

PBT.052

© Vogelsang GmbH & Co. KG

VOGELSANG





| BOM | | | |
|------|------|---------|---|
| Pos. | Qty. | Part | Description |
| 1 | 4 | NUS.007 | Washer A 17,0 mm x 30 mm x 3,0 mm |
| 2 | 4 | NSK.122 | Hexagon Head Bolt M 16 x 35 mm, DIN 933 |

Motor Bolt Set
M16, Flange

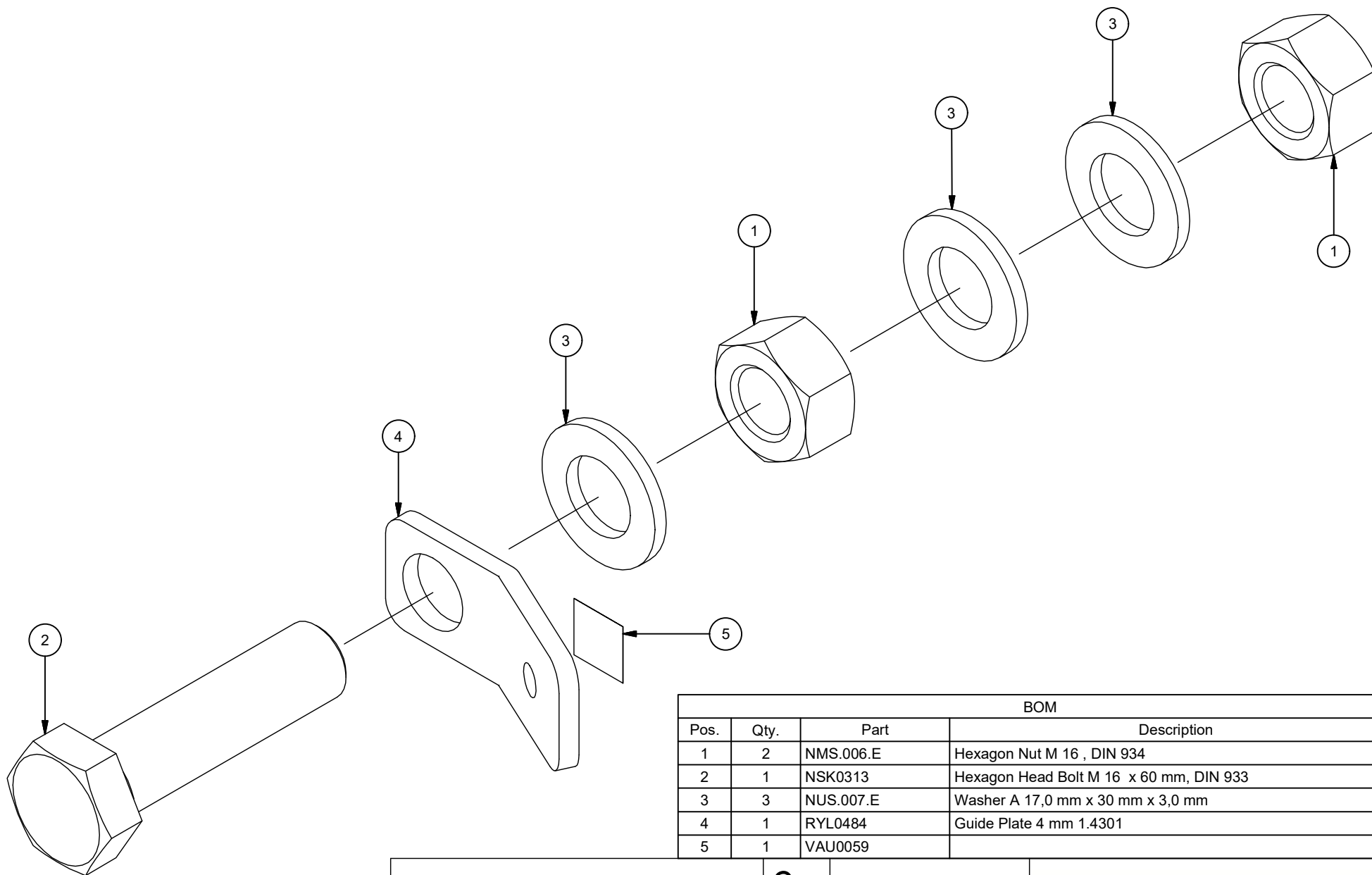
A00

IBA.092

© Vogelsang GmbH & Co. KG

VOGELSANG





| BOM | | | |
|------|------|-----------|---|
| Pos. | Qty. | Part | Description |
| 1 | 2 | NMS.006.E | Hexagon Nut M 16 , DIN 934 |
| 2 | 1 | NSK0313 | Hexagon Head Bolt M 16 x 60 mm, DIN 933 |
| 3 | 3 | NUS.007.E | Washer A 17,0 mm x 30 mm x 3,0 mm |
| 4 | 1 | RYL0484 | Guide Plate 4 mm 1.4301 |
| 5 | 1 | VAU0059 | |

Earthing Bolt
Screw Set M 16

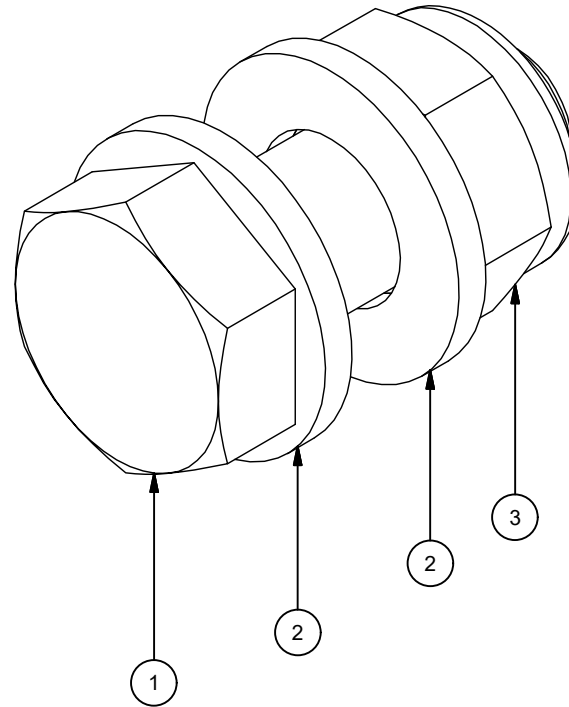
C

IBA3974

© Vogelsang GmbH & Co. KG

VOGELSANG





| BOM | | | |
|------|------|---------|---|
| Pos. | Qty. | Part | Description |
| 1 | 1 | NSK.028 | Hexagon Head Bolt M 12 x 30 mm, DIN 933 |
| 2 | 2 | NUS.005 | Washer A 13,0 mm x 24 mm x 2,5 mm |
| 3 | 1 | NMK.002 | Hexagon Nut M 12 , DIN 985 |

Bolt Set
VacUnit DP Basic

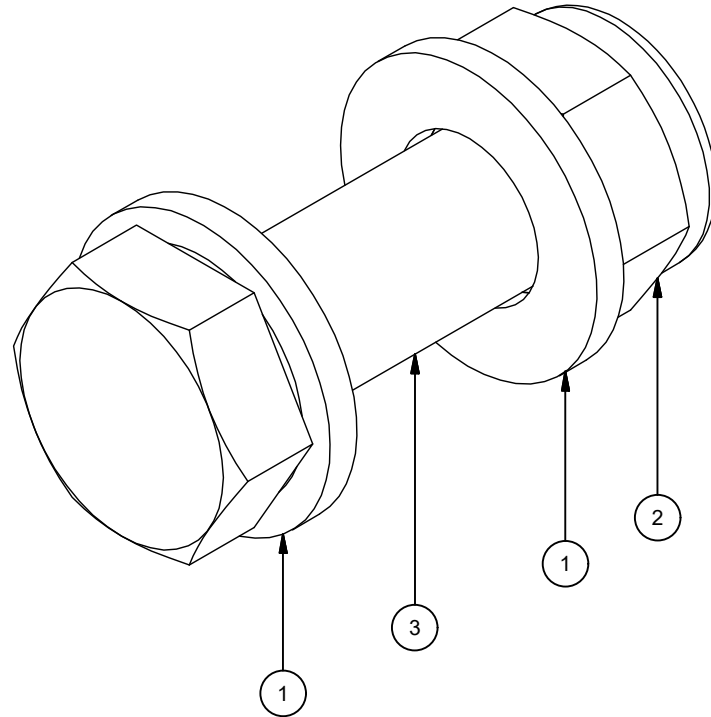
A

IBA.030.T4

© Vogelsang GmbH & Co. KG

Vogelsang





| BOM | | | |
|------|------|---------|---|
| Pos. | Qty. | Part | Description |
| 1 | 2 | NUS.005 | Washer A 13,0 mm x 24 mm x 2,5 mm |
| 2 | 1 | NMK.002 | Hexagon Nut M 12 , DIN 985 |
| 3 | 1 | NSK.030 | Hexagon Head Bolt M 12 x 40 mm, DIN 933 |

Bolt Set Flange
Square Flange Steel

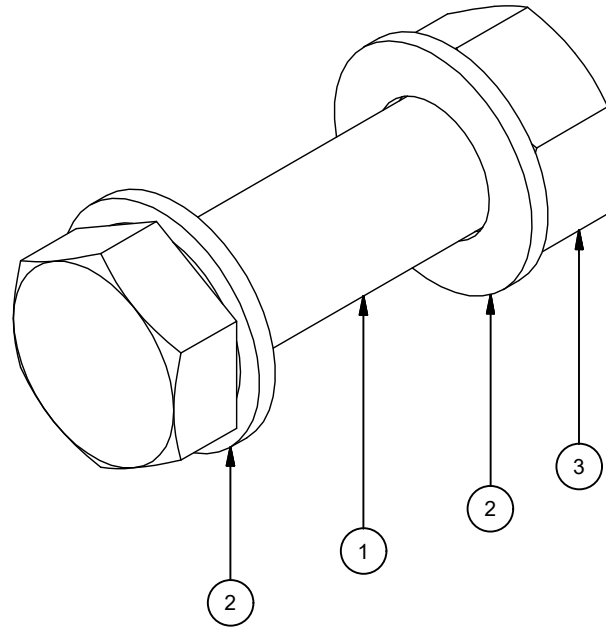
C

IBA.030.T8

© Vogelsang GmbH & Co. KG

Vogelsang





| BOM | | | |
|------|------|---------|---|
| Pos. | Qty. | Part | Description |
| 1 | 1 | NSK.103 | Hexagon Head Bolt M 20 x 70 mm, DIN 931 |
| 2 | 2 | NUS.008 | Washer A 21,0 mm x 37 mm x 3,0 mm |
| 3 | 1 | NMS.007 | Hexagon Nut M 20 , DIN 934 |

Bolt Set Flange
Standard Flange Steel

A

IBA0038

© Vogelsang GmbH & Co. KG

VOGELSANG



| BOM | | | |
|------|------|------------|---|
| Pos. | Qty. | Part | Description |
| 1 | 1 | GYC.021 | cabinet 2900 mm x 1050 mm x 1660 mm |
| 2 | 1 | IBA0173 | Holder double pump station |
| 3 | 2 | HRV0006 | square tube 30x20x3 |
| 4 | 2 | HRV0006 | square tube 30x20x3 |
| 5 | 2 | IBA3246 | Door Check Strap Cabinet |
| 6 | 1 | EKK0487 | Ground Strap 1 x 25 mm², 0,3 m |
| 7 | 1 | NNM0002 | Blind Rivet Nut Small Countersunk Head, M 6 |
| 8 | 2 | NNM.002.T1 | Blind Rivet Nut Pan Head, M 6 |
| 9 | 2 | NSI.110 | Pan Head Bolt M 6 x 16 mm ISO 7380 |
| 10 | 2 | NUS.032 | Washer A Ø 6,4 mm x Ø 18 mm x 1,6 mm |
| 11 | 2 | NFR.001 | Lock washer B Ø 6 mm, DIN 127 |
| 12 | 2 | VAU0075 | Label Vogelsang Logo WX-Plotts, |
| 13 | 3 | NYV0021 | T-Handle Key Turning Bolt |

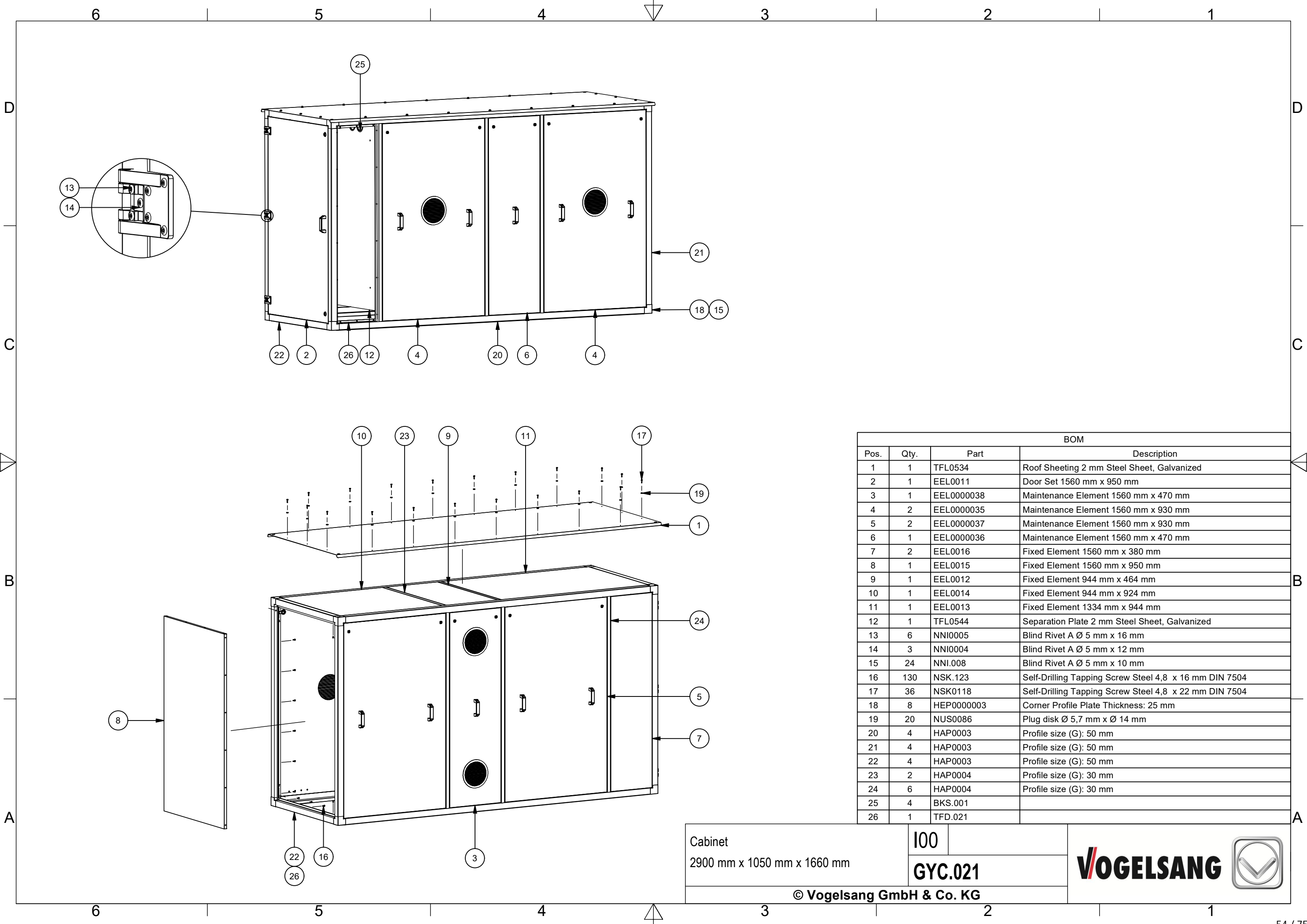
Cabinet
2900 mm x 1050 mm x 1660 mm

K00

GYC.021.K

© Vogelsang GmbH & Co. KG

VOGELSANG



| BOM | | | |
|------|------|------------|--|
| Pos. | Qty. | Part | Description |
| 1 | 1 | TFL0534 | Roof Sheeting 2 mm Steel Sheet, Galvanized |
| 2 | 1 | EEL0011 | Door Set 1560 mm x 950 mm |
| 3 | 1 | EEL0000038 | Maintenance Element 1560 mm x 470 mm |
| 4 | 2 | EEL0000035 | Maintenance Element 1560 mm x 930 mm |
| 5 | 2 | EEL0000037 | Maintenance Element 1560 mm x 930 mm |
| 6 | 1 | EEL0000036 | Maintenance Element 1560 mm x 470 mm |
| 7 | 2 | EEL0016 | Fixed Element 1560 mm x 380 mm |
| 8 | 1 | EEL0015 | Fixed Element 1560 mm x 950 mm |
| 9 | 1 | EEL0012 | Fixed Element 944 mm x 464 mm |
| 10 | 1 | EEL0014 | Fixed Element 944 mm x 924 mm |
| 11 | 1 | EEL0013 | Fixed Element 1334 mm x 944 mm |
| 12 | 1 | TFL0544 | Separation Plate 2 mm Steel Sheet, Galvanized |
| 13 | 6 | NNI0005 | Blind Rivet A Ø 5 mm x 16 mm |
| 14 | 3 | NNI0004 | Blind Rivet A Ø 5 mm x 12 mm |
| 15 | 24 | NNI.008 | Blind Rivet A Ø 5 mm x 10 mm |
| 16 | 130 | NSK.123 | Self-Drilling Tapping Screw Steel 4,8 x 16 mm DIN 7504 |
| 17 | 36 | NSK0118 | Self-Drilling Tapping Screw Steel 4,8 x 22 mm DIN 7504 |
| 18 | 8 | HEP0000003 | Corner Profile Plate Thickness: 25 mm |
| 19 | 20 | NUS0086 | Plug disk Ø 5,7 mm x Ø 14 mm |
| 20 | 4 | HAP0003 | Profile size (G): 50 mm |
| 21 | 4 | HAP0003 | Profile size (G): 50 mm |
| 22 | 4 | HAP0003 | Profile size (G): 50 mm |
| 23 | 2 | HAP0004 | Profile size (G): 30 mm |
| 24 | 6 | HAP0004 | Profile size (G): 30 mm |
| 25 | 4 | BKS.001 | |
| 26 | 1 | TFD.021 | |

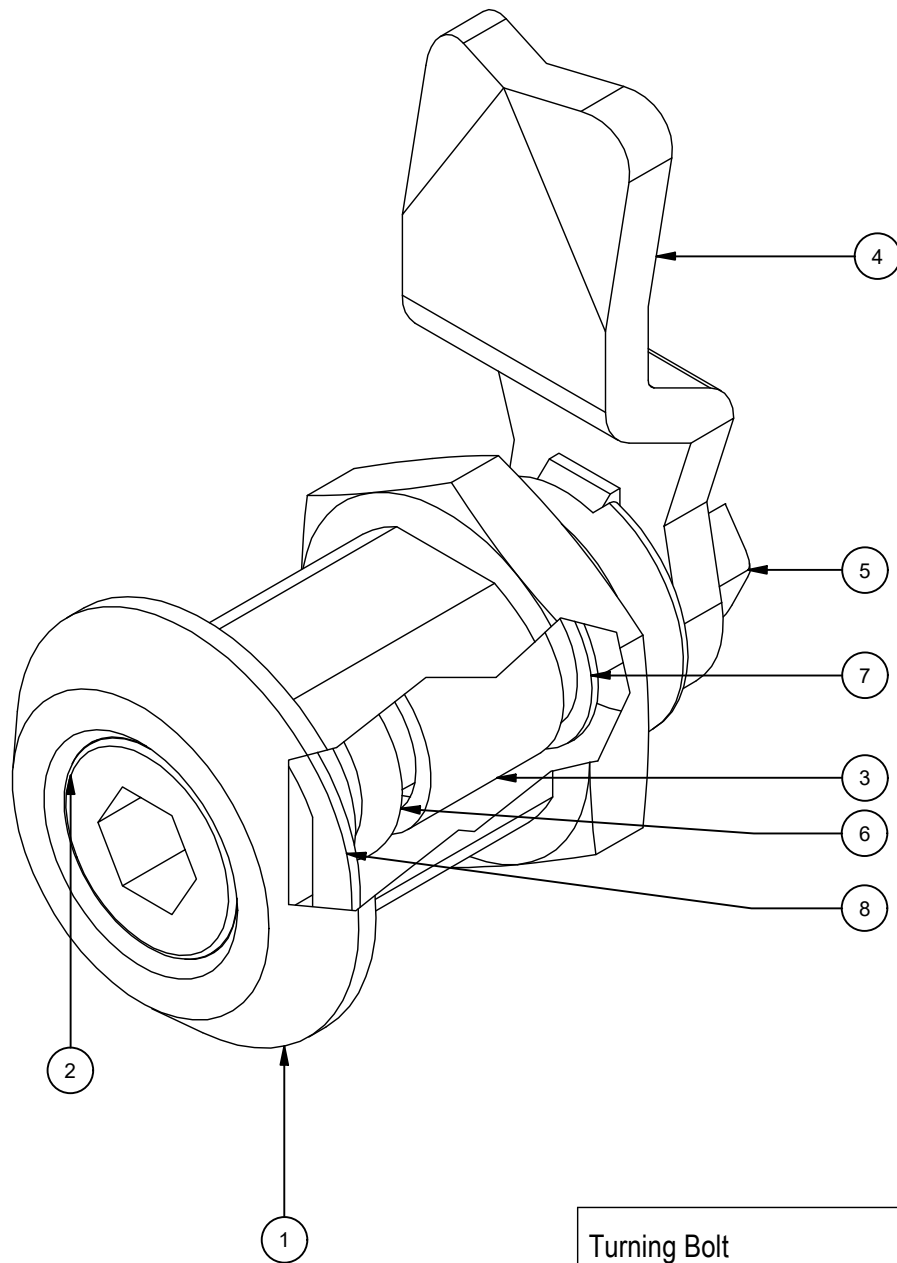
Cabinet
2900 mm x 1050 mm x 1660 mm

I00

GYC.021

VOGELSANG

© Vogelsang GmbH & Co. KG



| BOM | | | |
|------|------|------------|--|
| Pos. | Qty. | Part | Description |
| 1 | 1 | NYV0000008 | Lock Housing Locking Operation |
| 2 | 1 | NYV0072 | Locking Actuator Hexagon Socket |
| 3 | 1 | NYV0000009 | Actuating Adapter Zinc Diecasting |
| 4 | 1 | NYV0071 | Tongue Cam Crank: Top |
| 5 | 1 | NSK0370 | Hexagon Head Bolt M 6 x 25 mm ≈ DIN 6921 |
| 6 | 1 | DOR0629 | O-Ring Ø 9,25 mm x 3 mm |
| 7 | 1 | NUS0257 | Washer Ø 10,5 mm x Ø 15,5 mm x 0,6 mm |
| 8 | 1 | DFD0563 | Flat Gasket Turning bolt |

Turning Bolt
With Actuation, Tongue

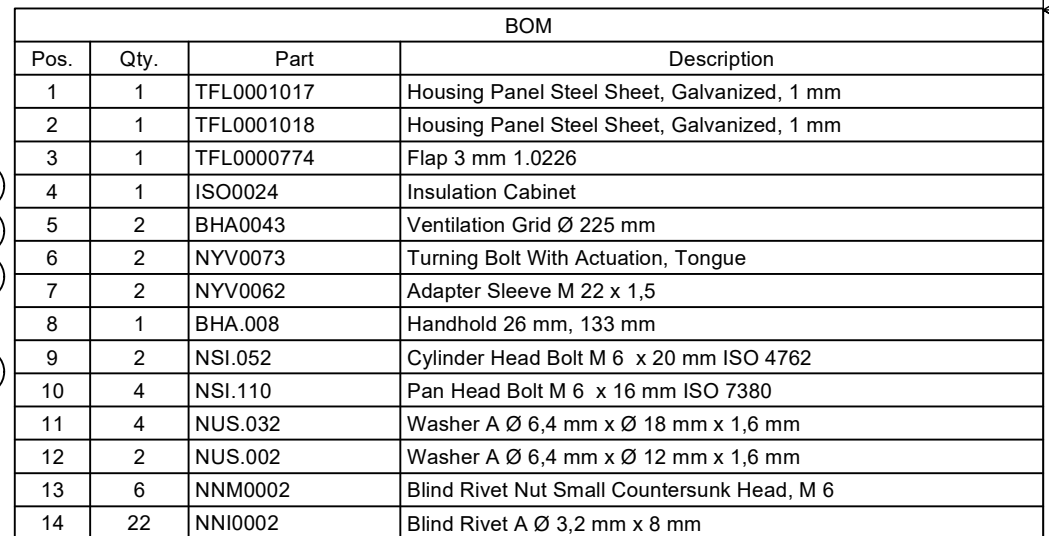
D00

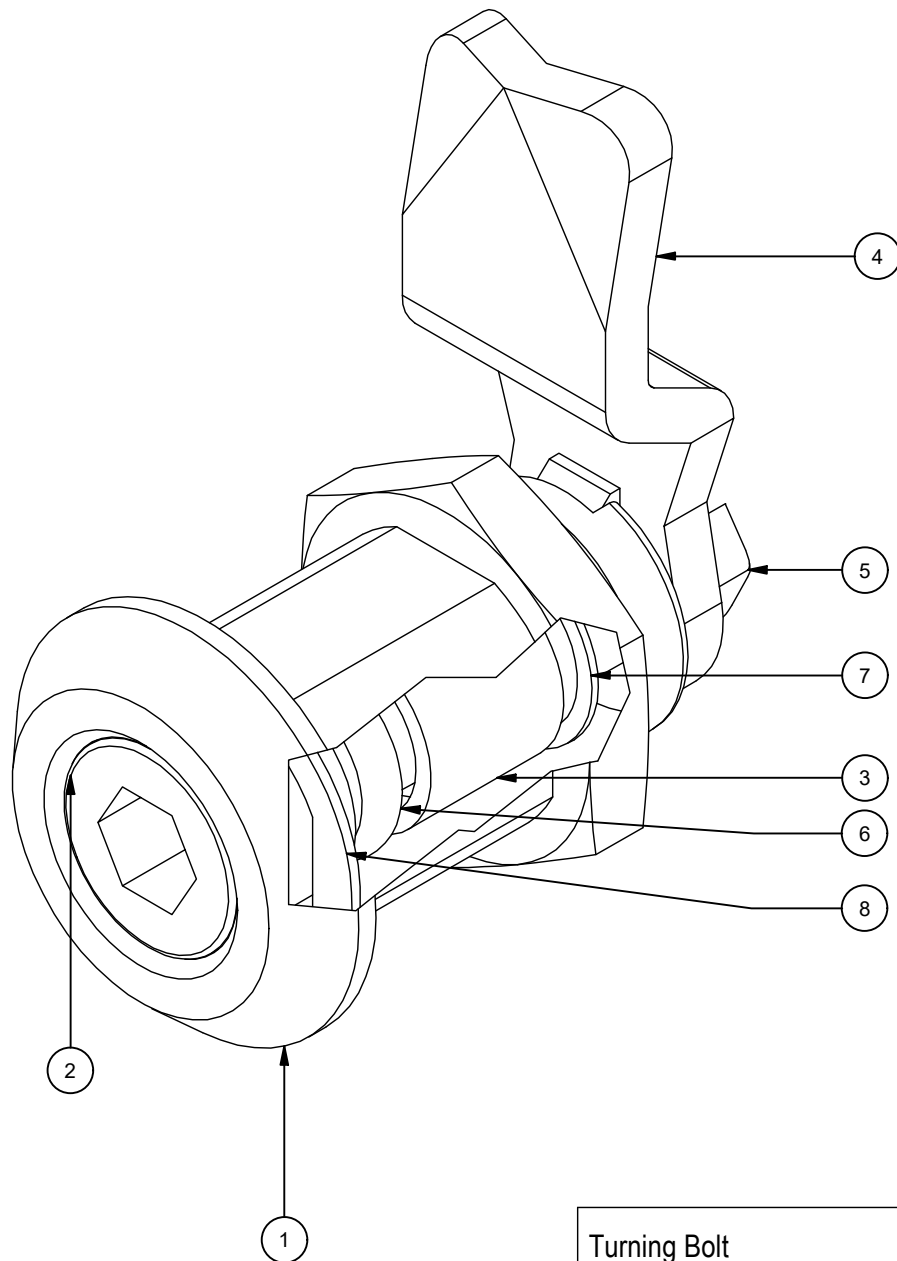
NYV0073

© Vogelsang GmbH & Co. KG

VOGELSANG







| BOM | | | |
|------|------|------------|--|
| Pos. | Qty. | Part | Description |
| 1 | 1 | NYV0000008 | Lock Housing Locking Operation |
| 2 | 1 | NYV0072 | Locking Actuator Hexagon Socket |
| 3 | 1 | NYV0000009 | Actuating Adapter Zinc Diecasting |
| 4 | 1 | NYV0071 | Tongue Cam Crank: Top |
| 5 | 1 | NSK0370 | Hexagon Head Bolt M 6 x 25 mm ≈ DIN 6921 |
| 6 | 1 | DOR0629 | O-Ring Ø 9,25 mm x 3 mm |
| 7 | 1 | NUS0257 | Washer Ø 10,5 mm x Ø 15,5 mm x 0,6 mm |
| 8 | 1 | DFD0563 | Flat Gasket Turning bolt |

Turning Bolt
With Actuation, Tongue

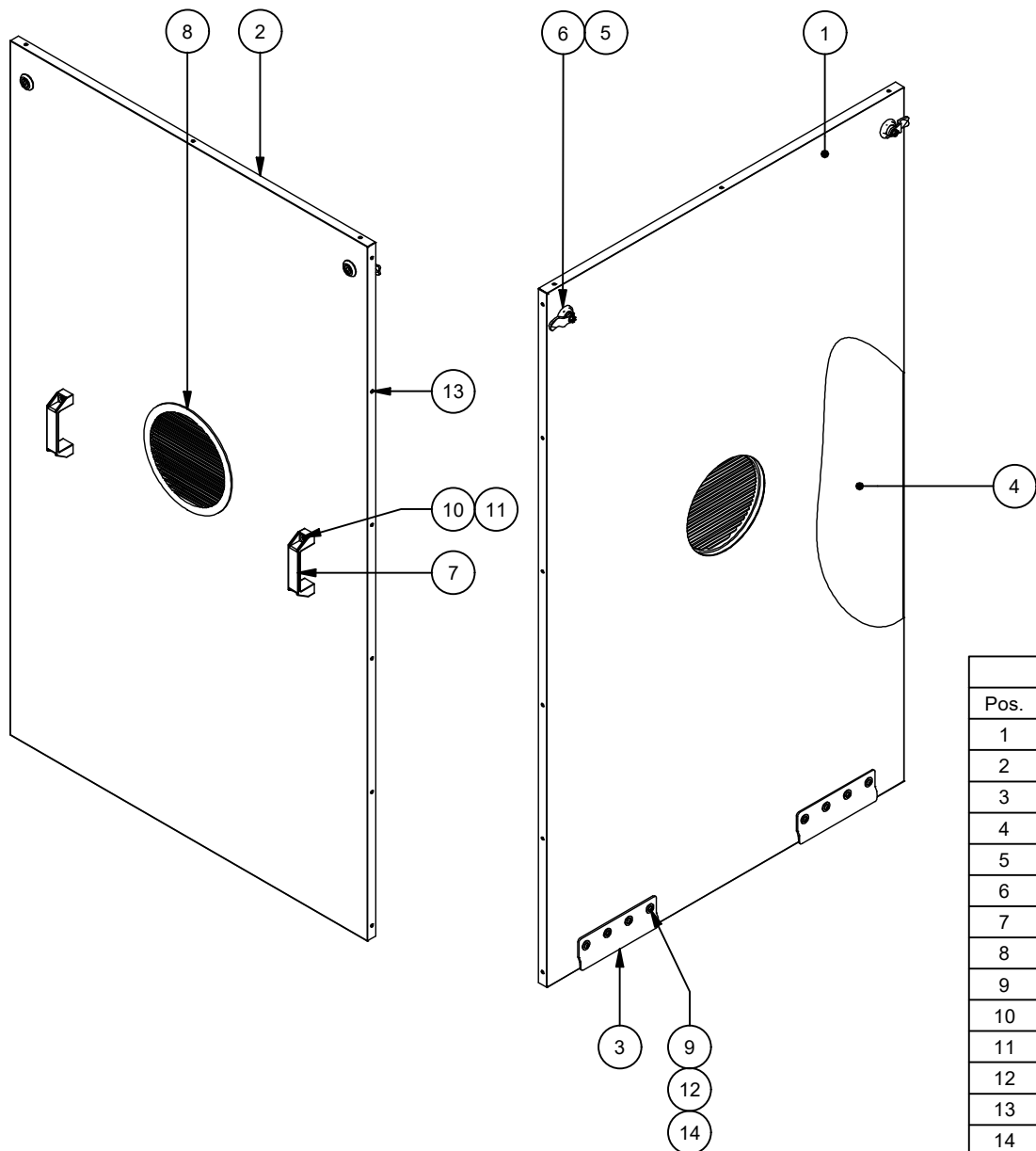
D00

NYV0073

© Vogelsang GmbH & Co. KG

VOGELSANG





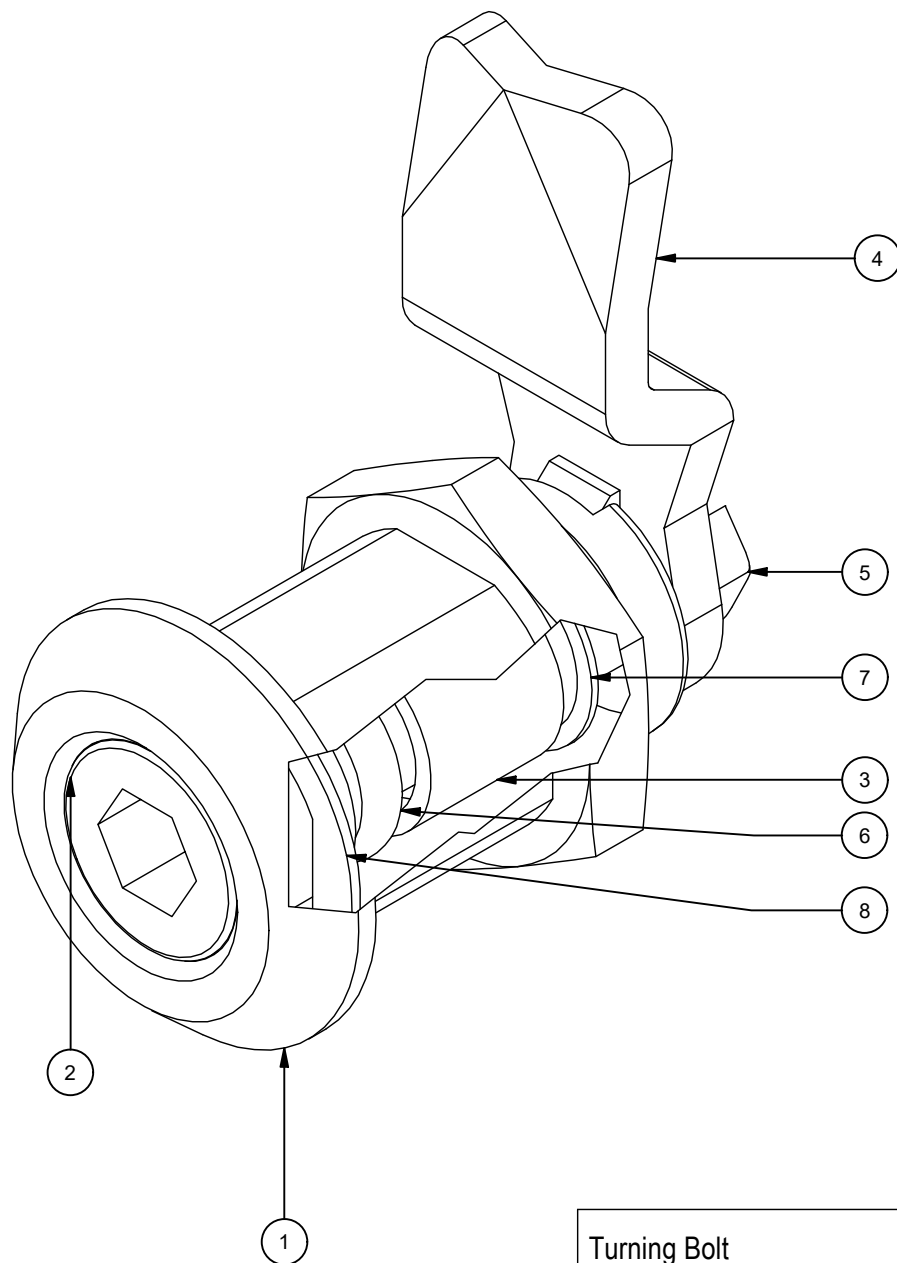
| BOM | | | |
|------|------|------------|---|
| Pos. | Qty. | Part | Description |
| 1 | 1 | TFL0001012 | Housing Panel Steel Sheet, Galvanized, 1 mm |
| 2 | 1 | TFL0001011 | Housing Panel Steel Sheet, Galvanized, 1 mm |
| 3 | 2 | TFL0000774 | Flap 3 mm 1.0226 |
| 4 | 1 | ISO0071 | Insulation Cabinet |
| 5 | 2 | NYV0073 | Turning Bolt With Actuation, Tongue |
| 6 | 2 | NYV0062 | Adapter Sleeve M 22 x 1,5 |
| 7 | 2 | BHA.008 | Handhold 26 mm, 133 mm |
| 8 | 1 | BHA0043 | Ventilation Grid Ø 225 mm |
| 9 | 8 | NSI.110 | Pan Head Bolt M 6 x 16 mm, ISO 7380 |
| 10 | 4 | NSI.052 | Cylinder Head Bolt M 6 x 20 mm, ISO 4762 |
| 11 | 4 | NUS.002 | Washer A 6,4 mm x 12 mm x 1,6 mm |
| 12 | 8 | NUS.032 | Washer A 6,4 mm x 18 mm x 1,6 mm |
| 13 | 18 | NNI0002 | Blind Rivet A Ø 3,2 mm x 8 mm |
| 14 | 12 | NNM0002 | Blind Rivet Nut Small Countersunk Head, M 6 |

Maintenance Element
1560 mm x 930 mm

A00
EEL0000035

© Vogelsang GmbH & Co. KG

VOGELSANG



| BOM | | | |
|------|------|------------|--|
| Pos. | Qty. | Part | Description |
| 1 | 1 | NYV0000008 | Lock Housing Locking Operation |
| 2 | 1 | NYV0072 | Locking Actuator Hexagon Socket |
| 3 | 1 | NYV0000009 | Actuating Adapter Zinc Diecasting |
| 4 | 1 | NYV0071 | Tongue Cam Crank: Top |
| 5 | 1 | NSK0370 | Hexagon Head Bolt M 6 x 25 mm ≈ DIN 6921 |
| 6 | 1 | DOR0629 | O-Ring Ø 9,25 mm x 3 mm |
| 7 | 1 | NUS0257 | Washer Ø 10,5 mm x Ø 15,5 mm x 0,6 mm |
| 8 | 1 | DFD0563 | Flat Gasket Turning bolt |

Turning Bolt
With Actuation, Tongue

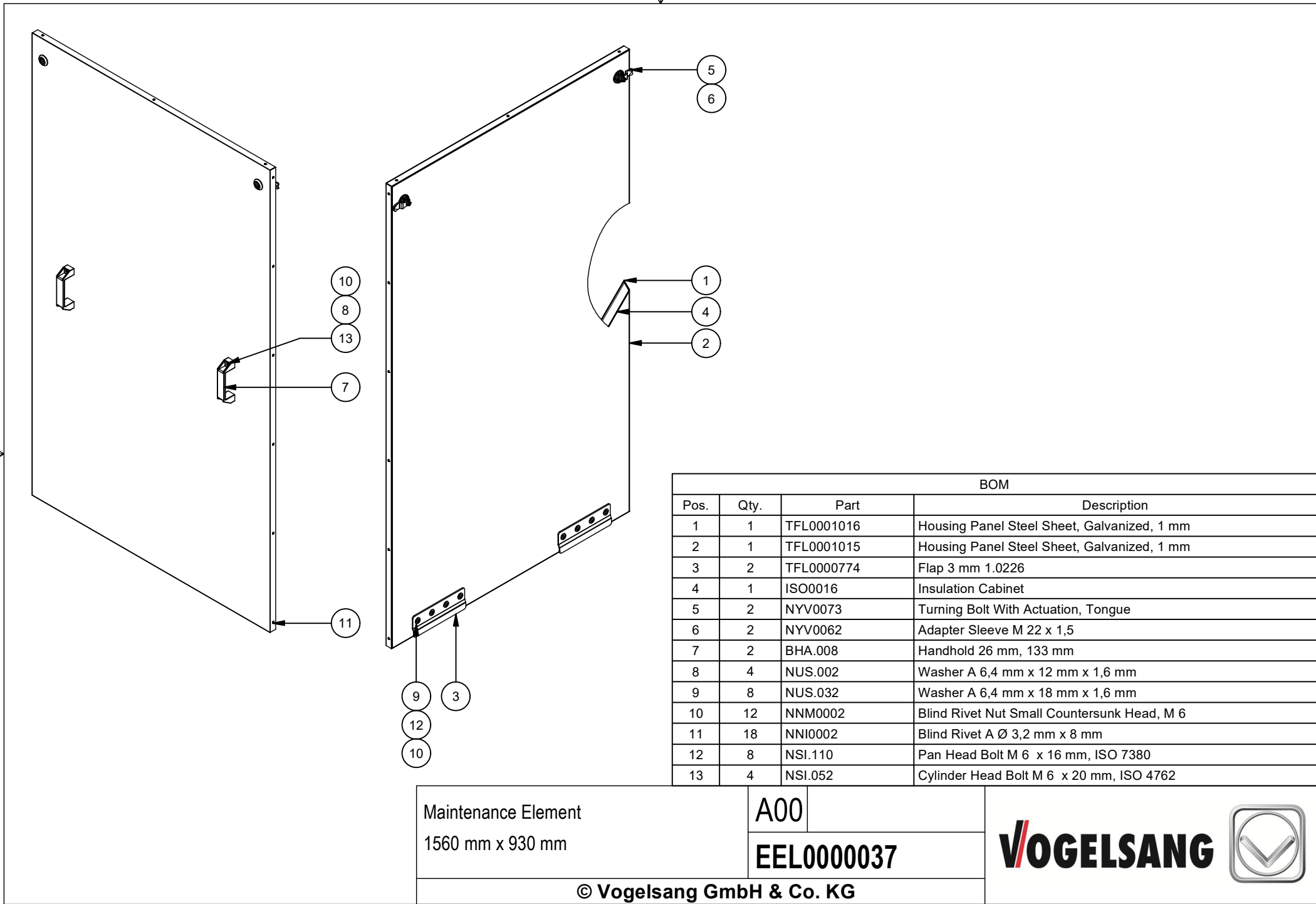
D00

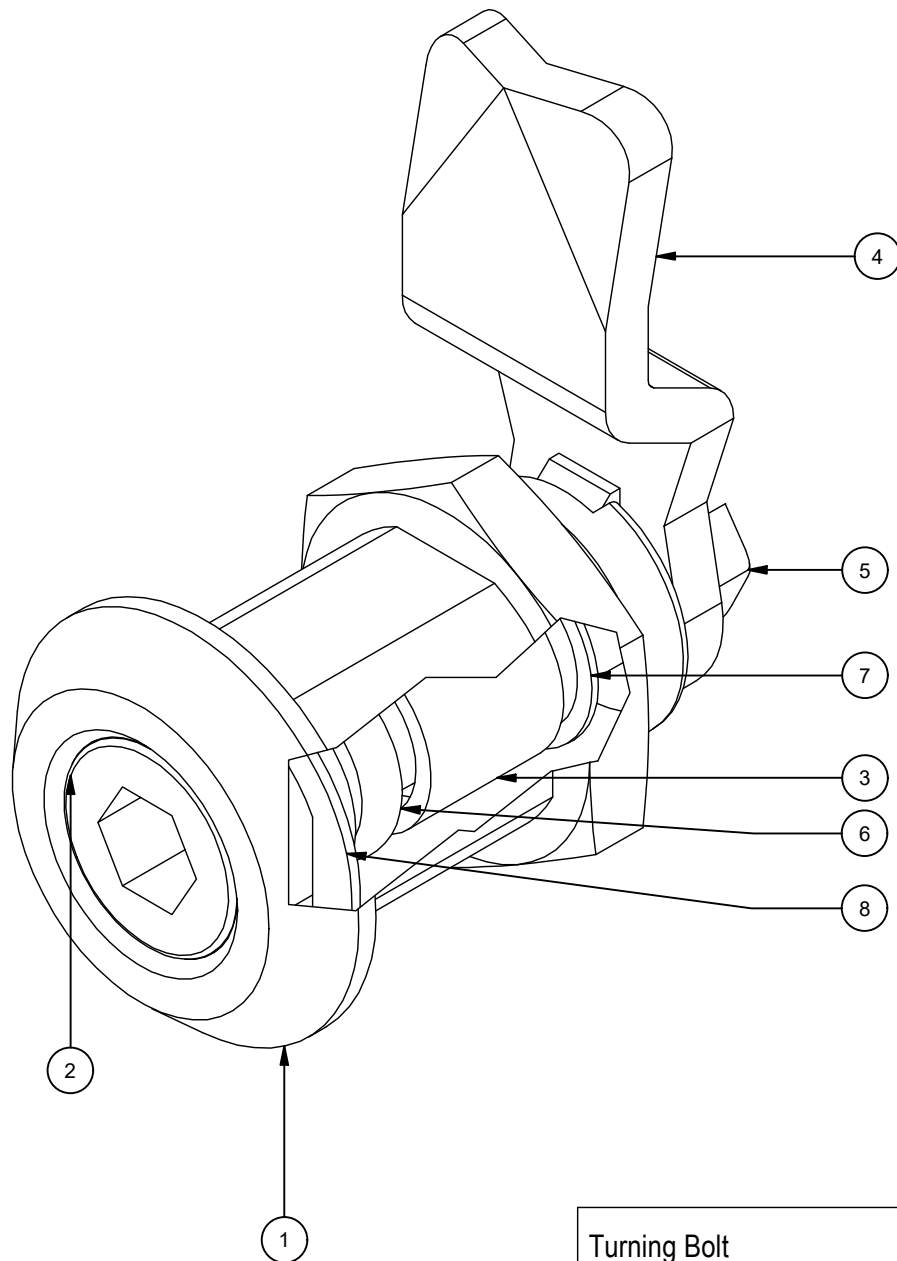
NYV0073

© Vogelsang GmbH & Co. KG

VOGELSANG







| BOM | | | |
|------|------|------------|--|
| Pos. | Qty. | Part | Description |
| 1 | 1 | NYV0000008 | Lock Housing Locking Operation |
| 2 | 1 | NYV0072 | Locking Actuator Hexagon Socket |
| 3 | 1 | NYV0000009 | Actuating Adapter Zinc Diecasting |
| 4 | 1 | NYV0071 | Tongue Cam Crank: Top |
| 5 | 1 | NSK0370 | Hexagon Head Bolt M 6 x 25 mm ≈ DIN 6921 |
| 6 | 1 | DOR0629 | O-Ring Ø 9,25 mm x 3 mm |
| 7 | 1 | NUS0257 | Washer Ø 10,5 mm x Ø 15,5 mm x 0,6 mm |
| 8 | 1 | DFD0563 | Flat Gasket Turning bolt |

Turning Bolt
With Actuation, Tongue

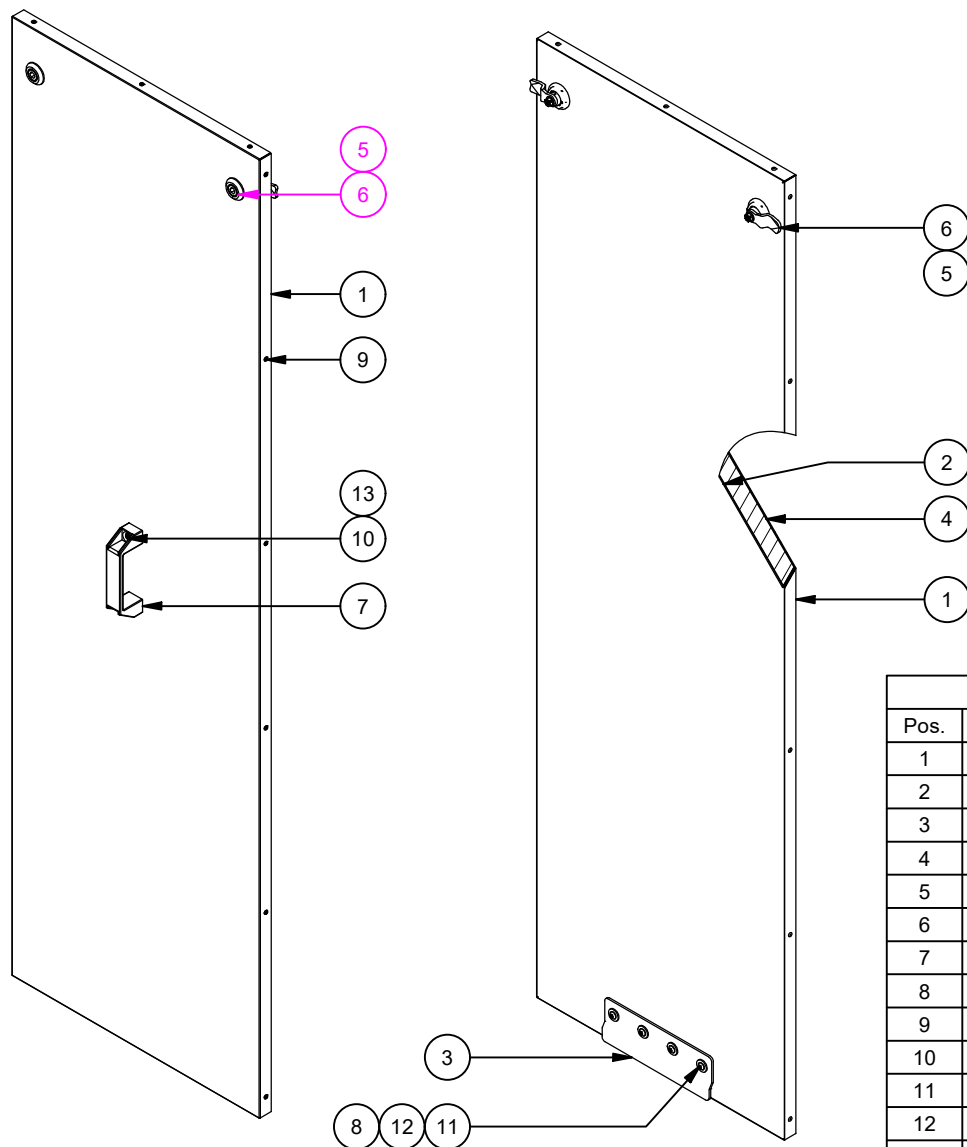
D00

NYV0073

© Vogelsang GmbH & Co. KG

VOGELSANG





| Stückliste | | | |
|------------|-------|------------|---|
| Pos. | Menge | Teil | Bezeichnung |
| 1 | 1 | TFL0001013 | Gehäuseblech Stahlzinkblech, 1 mm |
| 2 | 1 | TFL0001014 | Gehäuseblech Stahlzinkblech, 1 mm |
| 3 | 1 | TFL0000774 | Lasche 3 mm 1.0226 |
| 4 | 1 | ISO0017 | Isolierung Einhausung |
| 5 | 2 | NYV0062 | Adapterhülse M 22 x 1,5 |
| 6 | 2 | NYV0073 | Drehriegel Mit Betätigung, Zunge |
| 7 | 1 | BHA.008 | Handgriff 26 mm, 133 mm |
| 8 | 6 | NNM0002 | Blindnietmutter Kleiner Senkkopf, M 6 |
| 9 | 22 | NNI0002 | Blindniete A Ø 3,2 mm x 8 mm |
| 10 | 2 | NSI.052 | Zylinderschraube M 6 x 20 mm, ISO 4762 |
| 11 | 4 | NSI.110 | Flachkopfschraube M 6 x 16 mm, ISO 7380 |
| 12 | 4 | NUS.032 | Scheibe A 6,4 mm x 18 mm x 1,6 mm |
| 13 | 2 | NUS.002 | Scheibe A 6,4 mm x 12 mm x 1,6 mm |

Wartungselement 1560 mm x 470
mm
Jackodur

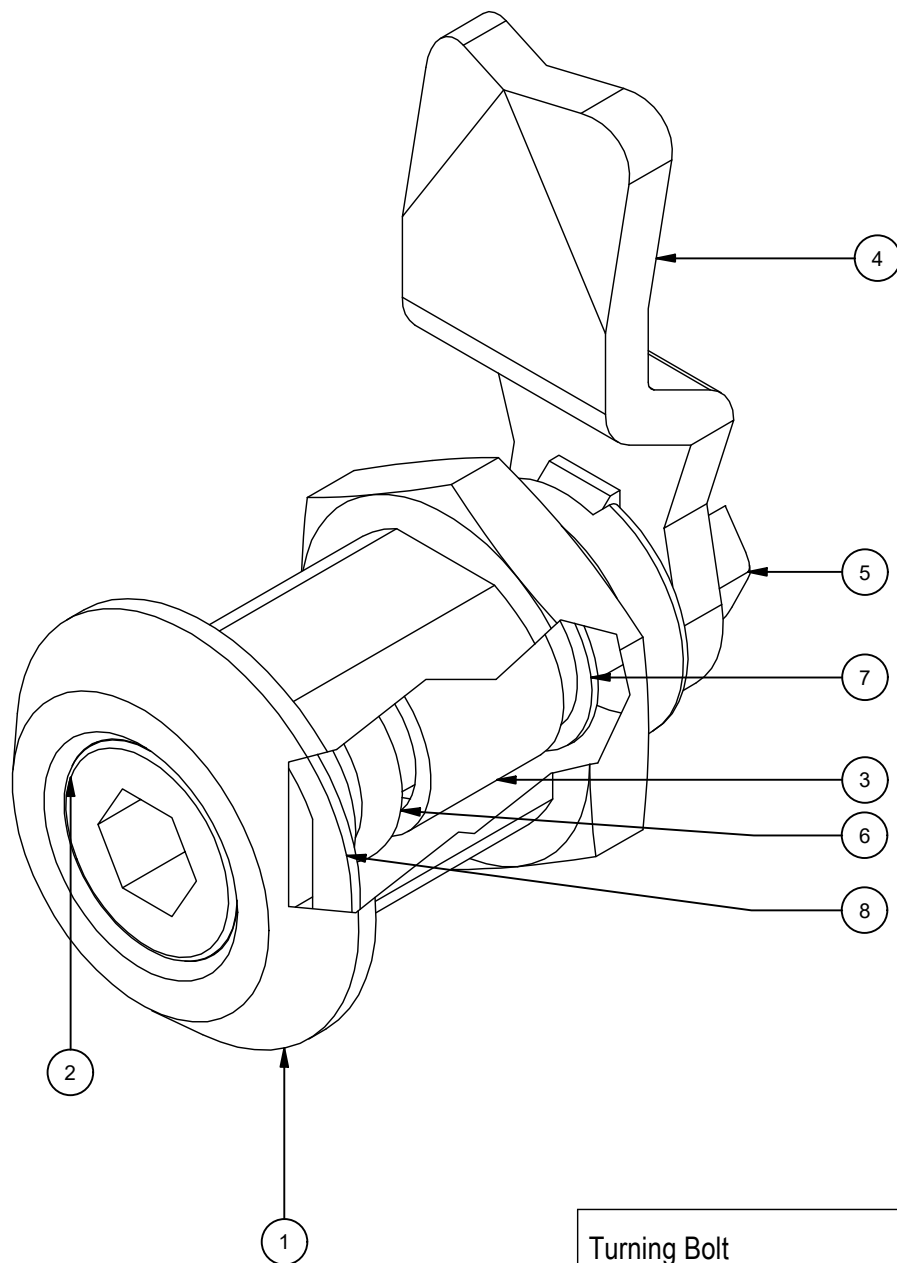
A00

EEL0000036

© Vogelsang GmbH & Co. KG

VOGELSANG





| BOM | | | |
|------|------|------------|--|
| Pos. | Qty. | Part | Description |
| 1 | 1 | NYV0000008 | Lock Housing Locking Operation |
| 2 | 1 | NYV0072 | Locking Actuator Hexagon Socket |
| 3 | 1 | NYV0000009 | Actuating Adapter Zinc Diecasting |
| 4 | 1 | NYV0071 | Tongue Cam Crank: Top |
| 5 | 1 | NSK0370 | Hexagon Head Bolt M 6 x 25 mm ≈ DIN 6921 |
| 6 | 1 | DOR0629 | O-Ring Ø 9,25 mm x 3 mm |
| 7 | 1 | NUS0257 | Washer Ø 10,5 mm x Ø 15,5 mm x 0,6 mm |
| 8 | 1 | DFD0563 | Flat Gasket Turning bolt |

Turning Bolt
With Actuation, Tongue

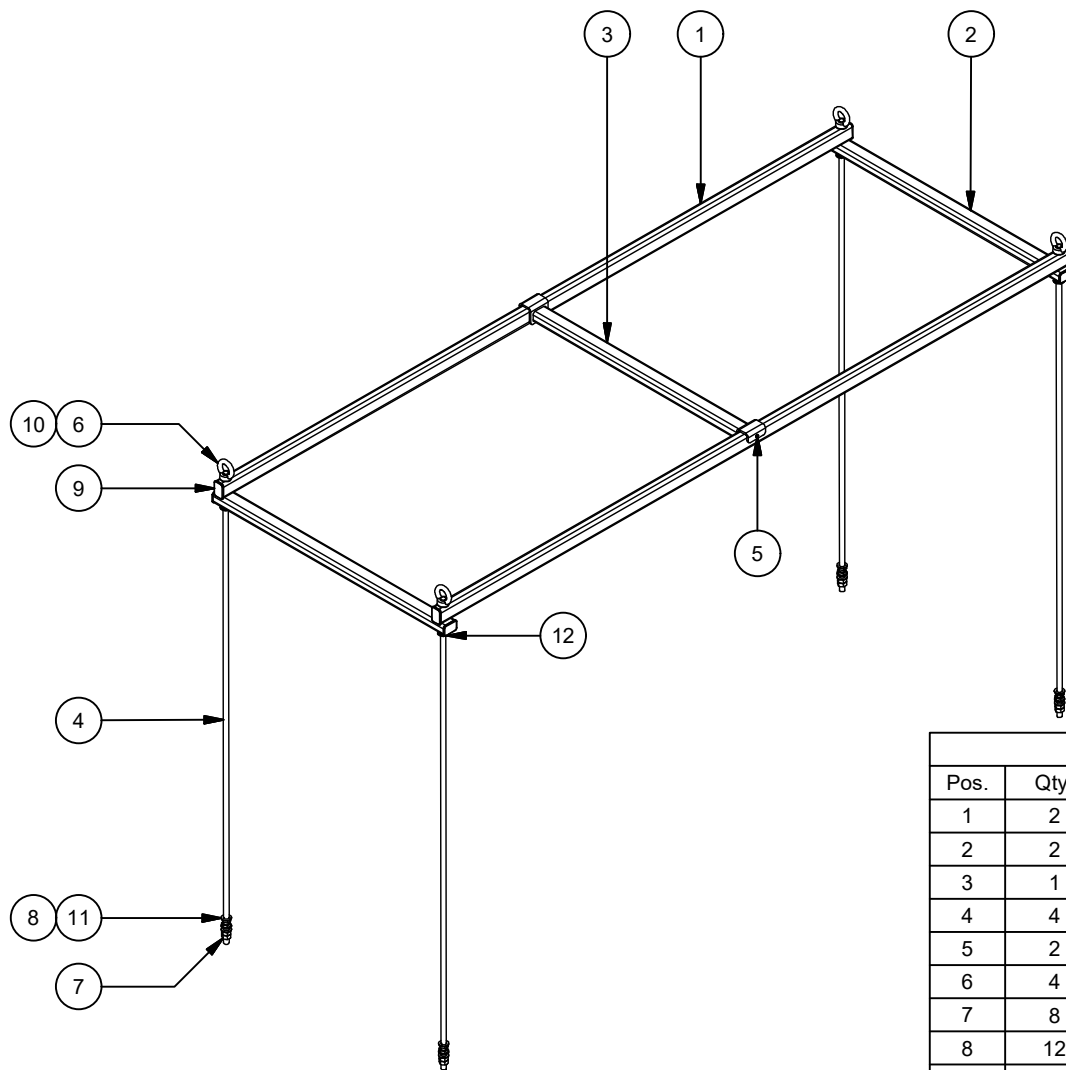
D00

NYV0073

© Vogelsang GmbH & Co. KG

VOGELSANG





| BOM | | | |
|------|------|---------|--|
| Pos. | Qty. | Part | Description |
| 1 | 2 | IBS0632 | Welded Assembly Steel |
| 2 | 2 | IBS0633 | Welded Assembly Steel |
| 3 | 1 | IBS4651 | Truss Steel |
| 4 | 4 | NGS0004 | |
| 5 | 2 | NGS.100 | Setscrew M 10 mm x 8 mm, DIN 913 |
| 6 | 4 | NMK0018 | Ring Nut M 18 , DIN 582 |
| 7 | 8 | NMS.010 | Hexagon Nut M 18 , DIN 934 |
| 8 | 12 | NMS.040 | Hexagon Nut M 18 , ISO 4035 |
| 9 | 8 | NST.005 | Rectangular Plug 60 mm x 40 mm x 14 mm |
| 10 | 4 | NUS.008 | Washer A 21,0 mm x 37 mm x 3,0 mm |
| 11 | 20 | NUS.009 | Washer A 19,0 mm x 34 mm x 3,0 mm |
| 12 | 4 | DFD0214 | Rubber Disk Ø 13 mm x Ø 37 mm |

Holder
VacUnit DP

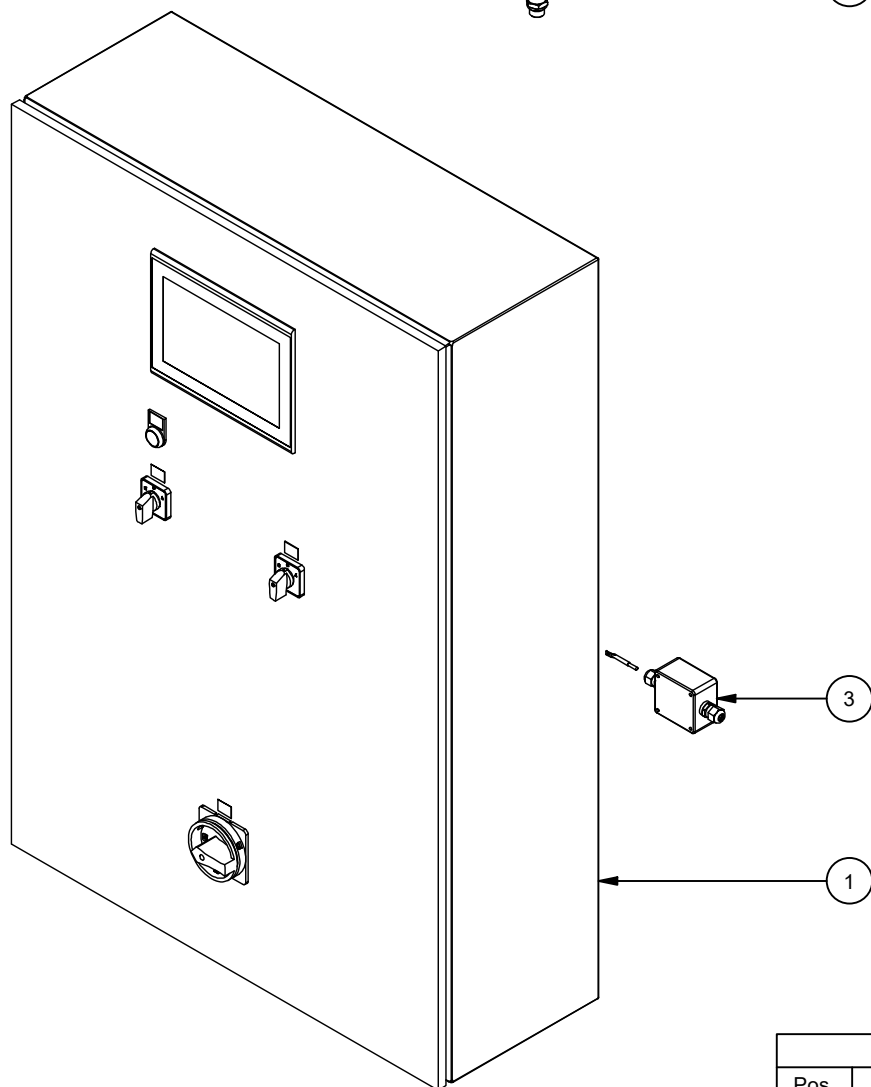
B

IBA0173

© Vogelsang GmbH & Co. KG

VOGELSANG





| BOM | | | |
|------|------|------------|--|
| Pos. | Qty. | Part | Description |
| 1 | 1 | EPM0000523 | Control Cabinet 1200 mm x 800 mm x 300 mm |
| 2 | 1 | EPM0156 | Pressure Transmitter Measuring Range: -1 - 0 bar |
| 3 | 1 | TXT0000307 | Transmitter With temperature sensor |

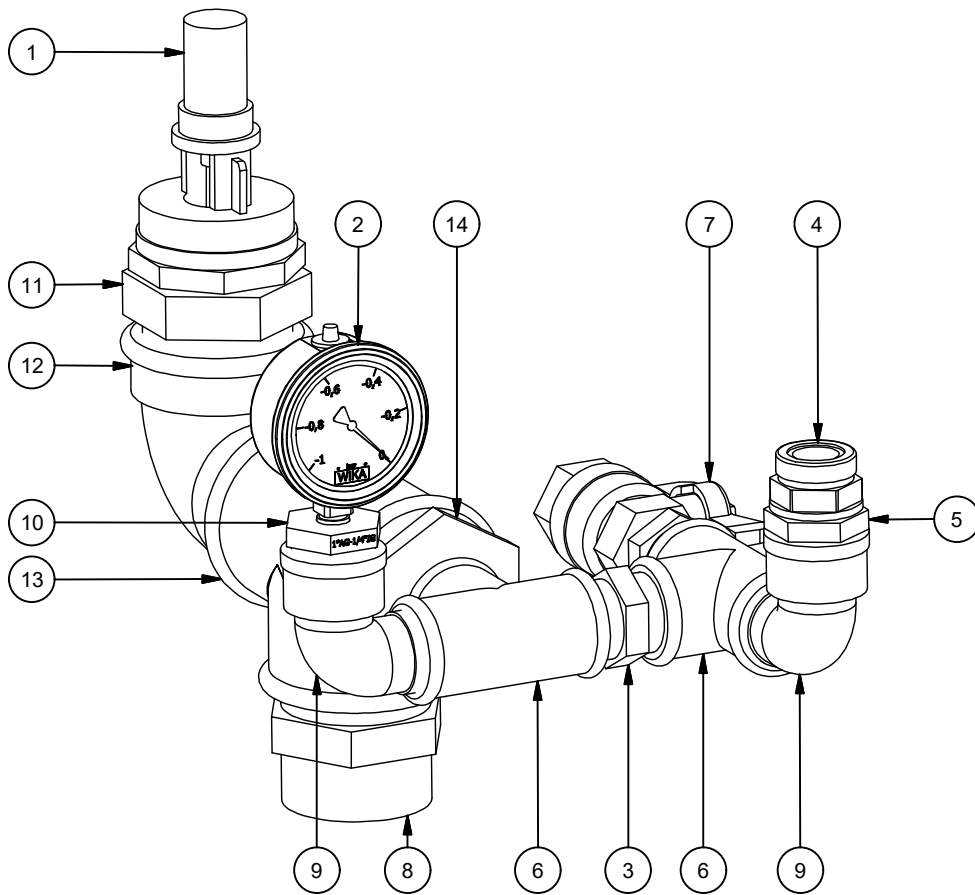
Control VacUnit DP
2 x VX136-210Q

A00

EPM0000512

V/OGELSANG





| BOM | | | |
|------|------|---------|---|
| Pos. | Qty. | Part | Description |
| 1 | 1 | NDV0030 | Vacuum Valve MT 1 1/2 inch |
| 2 | 1 | SMD.004 | Pressure Gauge -1 - 0 bar |
| 3 | 2 | HRS0212 | Double Pipe Nipple 1 inch x 50 mm, |
| 4 | 1 | HPZ.051 | Reducer 3/4 inch x 1/2 inch PVC, 10 bar With Reinforcing |
| 5 | 1 | NVE0123 | Reducer 1 inch MT - 3/4 inch FT |
| 6 | 2 | NGE0202 | T-Fitting 90° 1 inch FT, Three Times |
| 7 | 1 | GHN.042 | 2-Way Ball Valve 1 inch, IG - IG, Brass Butterfly Handle, |
| 8 | 1 | HRS.042 | Double Pipe Nipple 2 inch x 65 mm, |
| 9 | 2 | NWE0027 | Angle 90° 1 inch FT - 1 inch MT |
| 10 | 1 | NVE0135 | Reducer 1 inch MT - 1/4 inch FT |
| 11 | 1 | NVE.031 | Reducer 2 inch MT - 1 1/2 inch FT |
| 12 | 1 | NWE.200 | Angle 90° 2 inch FT - 2 inch MT |
| 13 | 1 | HRS.501 | T-Fitting 90° 2 inch FT, Three Times |
| 14 | 1 | NVE.071 | Double Nipple, Reduced 2 inch MT - 1 inch MT |

Pipeworks
VacUnit DP

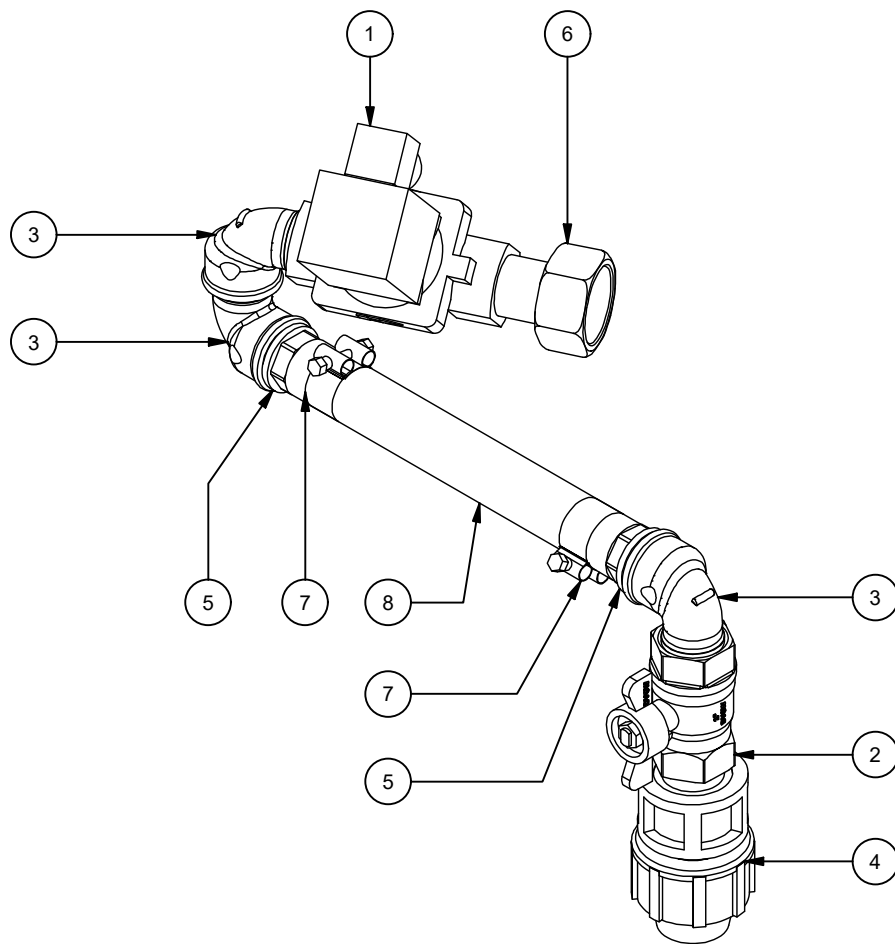
E

IBA1280

© Vogelsang GmbH & Co. KG

VOGELSANG





| BOM | | | |
|------|------|---------|---|
| Pos. | Qty. | Part | Description |
| 1 | 1 | EPM0212 | 2/Two-Way-Solenoid Valve Pilot-Operated, 230 V / AC |
| 2 | 1 | GHN0082 | 2-Way Ball Valve 1 inch, IG - IG, Brass Butterfly Handle, |
| 3 | 3 | NWE.207 | Angle 90° 1 inch FT - 1 inch MT |
| 4 | 1 | HPB0203 | Clamp Connection Ø 32 mm - 1 inch |
| 5 | 2 | NVE.014 | Hose Tail MT 1 inch x Ø 25 mm |
| 6 | 1 | NVE0159 | Reducer 1 1/4 inch FT - 1 inch MT |
| 7 | 2 | NSS0069 | Clamping Jaws Maximum Clamping Range: 35 mm |
| 8 | 1 | HSC0203 | Spiral Hose Ø 25 mm x 4 mm, 50000 mm |

Pipeworks
VacUnit DP

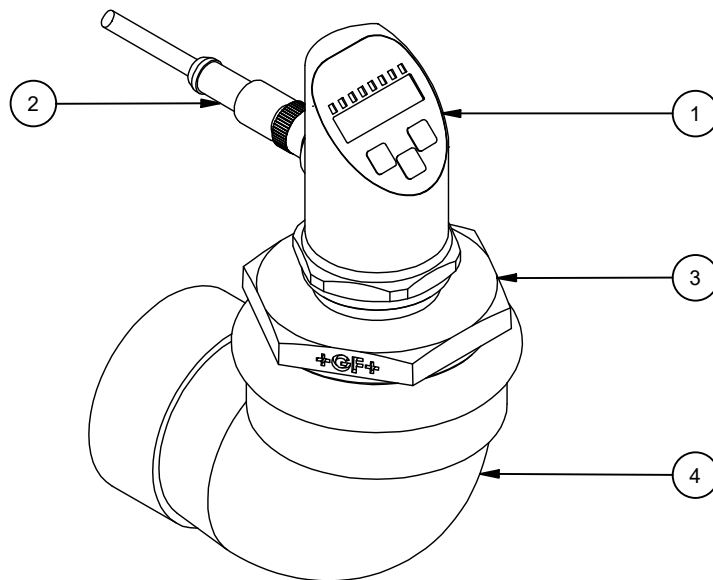
F00

IBA2824

© Vogelsang GmbH & Co. KG

VOGELSANG





| BOM | | | |
|------|------|---------|---|
| Pos. | Qty. | Part | Description |
| 1 | 1 | SDS0038 | Digital Contact Pressure Gauge -1 - 9 bar, 4 - 20 mA, |
| 2 | 1 | EKT0012 | Sensor-Actuator Patch Cord Number of poles: 5, 5,0 m |
| 3 | 1 | NVE0134 | Reducer 2 inch MT - 1 inch FT |
| 4 | 1 | NWE.200 | Angle 90° 2 inch FT - 2 inch MT |

Pressure Monitoring
VacUnit DP/ SP

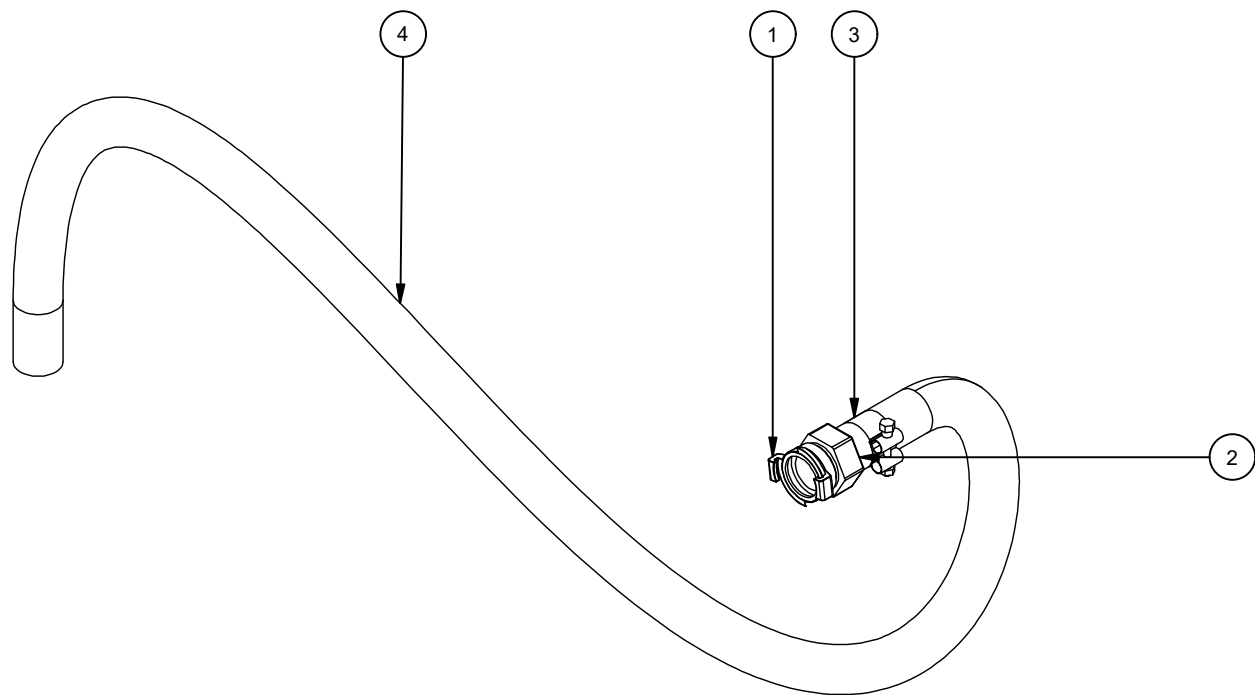
A00

IBA0000970

© Vogelsang GmbH & Co. KG

VOGELSANG





| BOM | | | |
|------|------|---------|---|
| Pos. | Qty. | Part | Description |
| 1 | 1 | TXT0618 | GEKA Coupling 40 mm |
| 2 | 1 | NVE.098 | Hose Tail FT 1 inch x Ø 25 mm |
| 3 | 1 | NSS0069 | Clamping Jaws Maximum Clamping Range: 35 mm |
| 4 | 1 | HSC0203 | Spiral Hose Ø 25 mm x 4 mm, 50000 mm |

Hose Kit
Spiral Hose, DN 25, 1,1 m

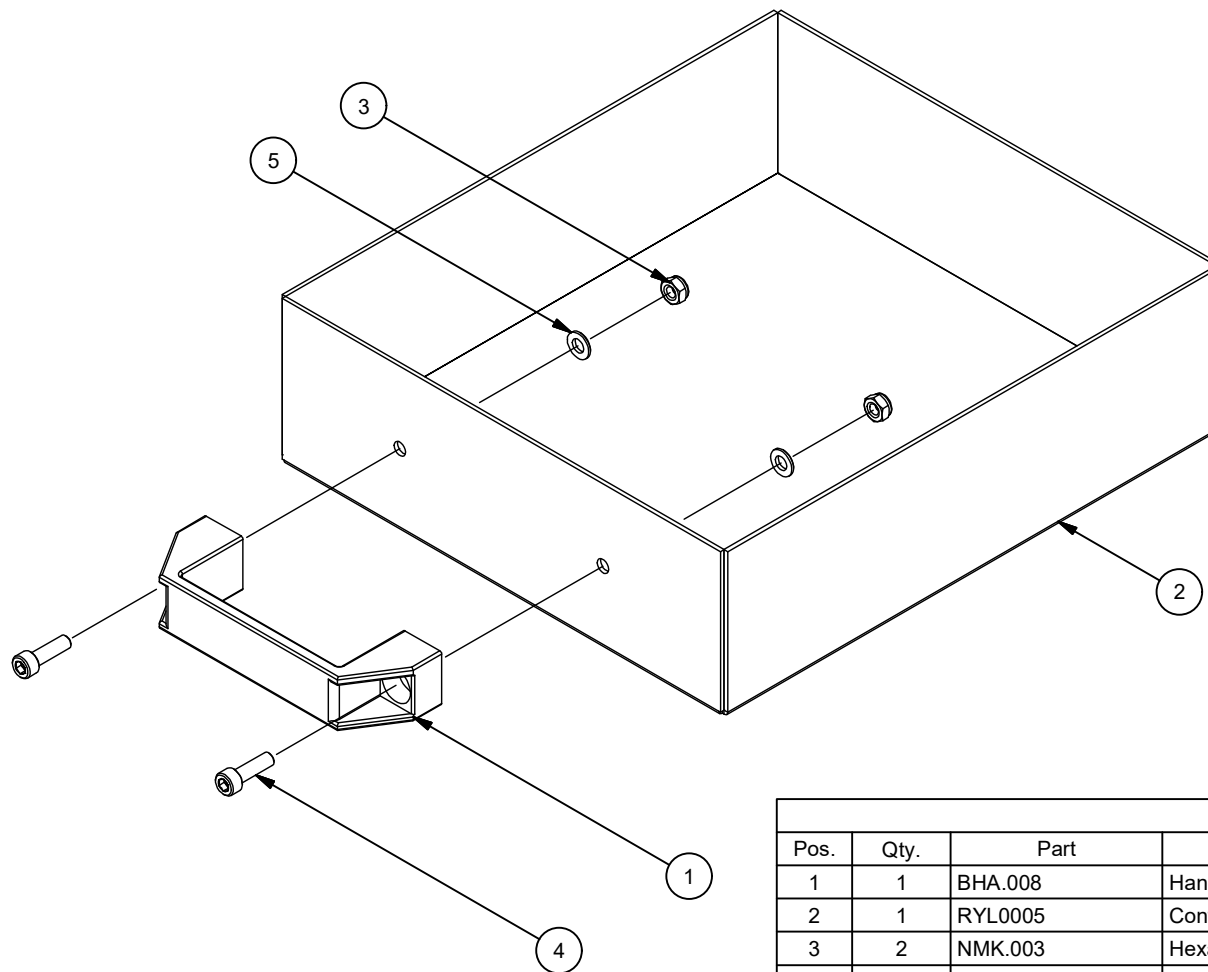
B

GSC0392

© Vogelsang GmbH & Co. KG

VOGELSANG





| BOM | | | |
|------|------|---------|--|
| Pos. | Qty. | Part | Description |
| 1 | 1 | BHA.008 | Handhold 26 mm, 133 mm |
| 2 | 1 | RYL0005 | Container Steel |
| 3 | 2 | NMK.003 | Hexagon Nut M 6 , DIN 985 |
| 4 | 2 | NSI.052 | Cylinder Head Bolt M 6 x 20 mm, ISO 4762 |
| 5 | 2 | NUS.002 | Washer A 6,4 mm x 12 mm x 1,6 mm |

Tub Steel
Wastewater

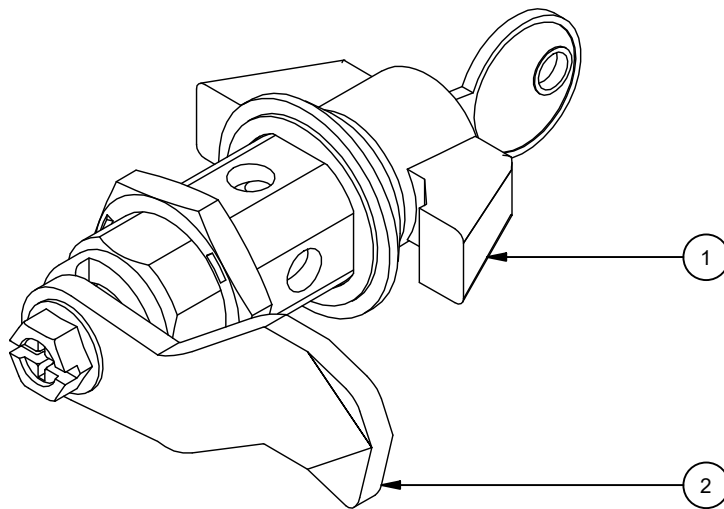
C

GYB.005

© Vogelsang GmbH & Co. KG

VOGELSANG





| BOM | | | |
|------|------|------------|-----------------------------|
| Pos. | Qty. | Part | Description |
| 1 | 1 | NYV0000021 | Lock Housing Locking Handle |
| 2 | 1 | NYV0041 | Tongue Cam Crank: Top |

Turning Bolt
With Locking Handle, Tongue


A00

NYV0014

© Vogelsang GmbH & Co. KG

VOGELSANG





| BOM | | | |
|------|------|---------|---|
| Pos. | Qty. | Part | Description |
| 1 | 4 | VAU0121 | Label Hot Surface Yellow Yellow, Font Black, |
| 2 | 1 | VAU0216 | Label Caution: High Voltage! Gelb/Schwarz -40 °C - +100 °C, |
| 3 | 1 | VAU0262 | Label Attention protective clothes Blau/Weiß Aufkleber |

Sticker Parts Kit
VacUnit DP

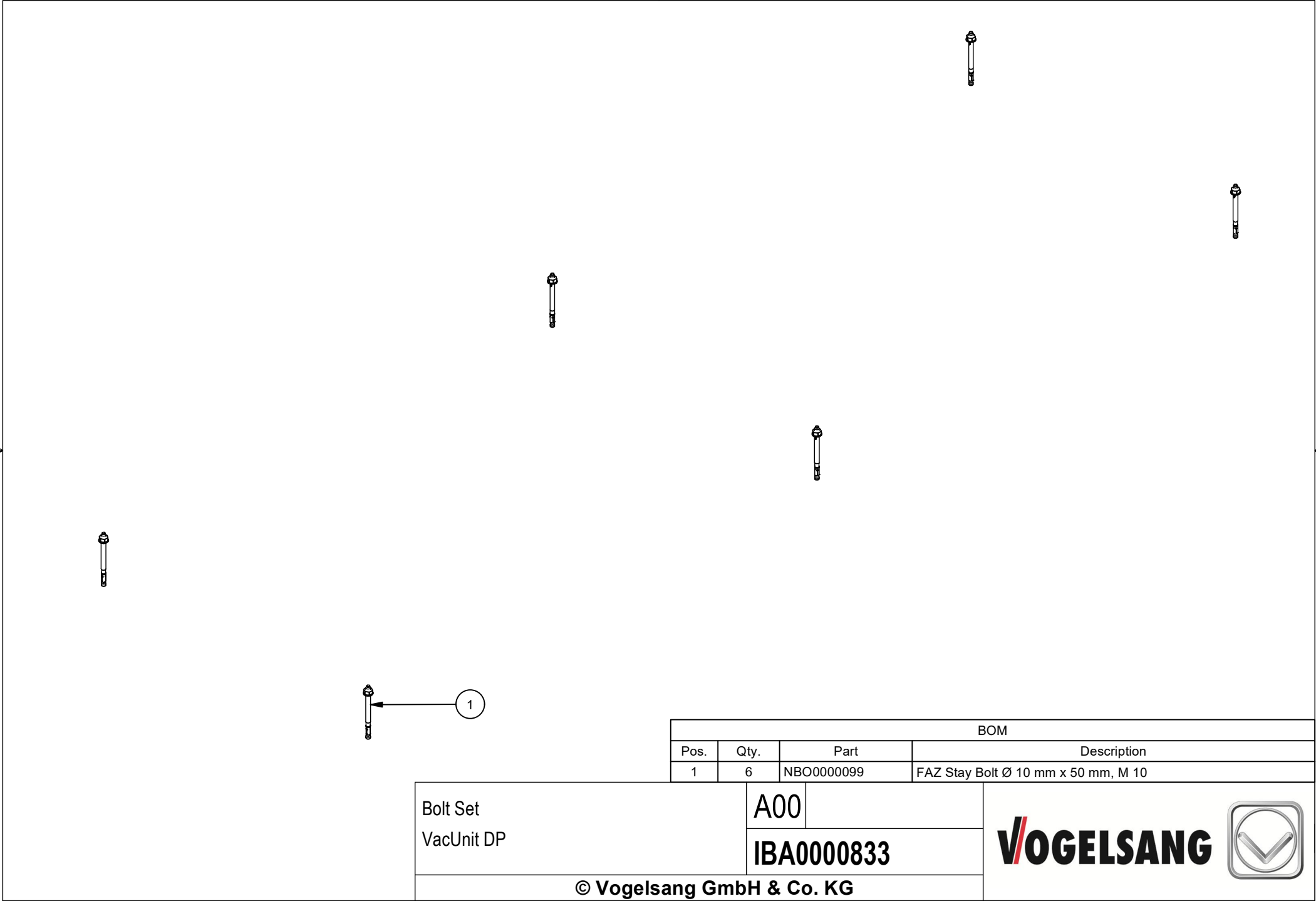
C

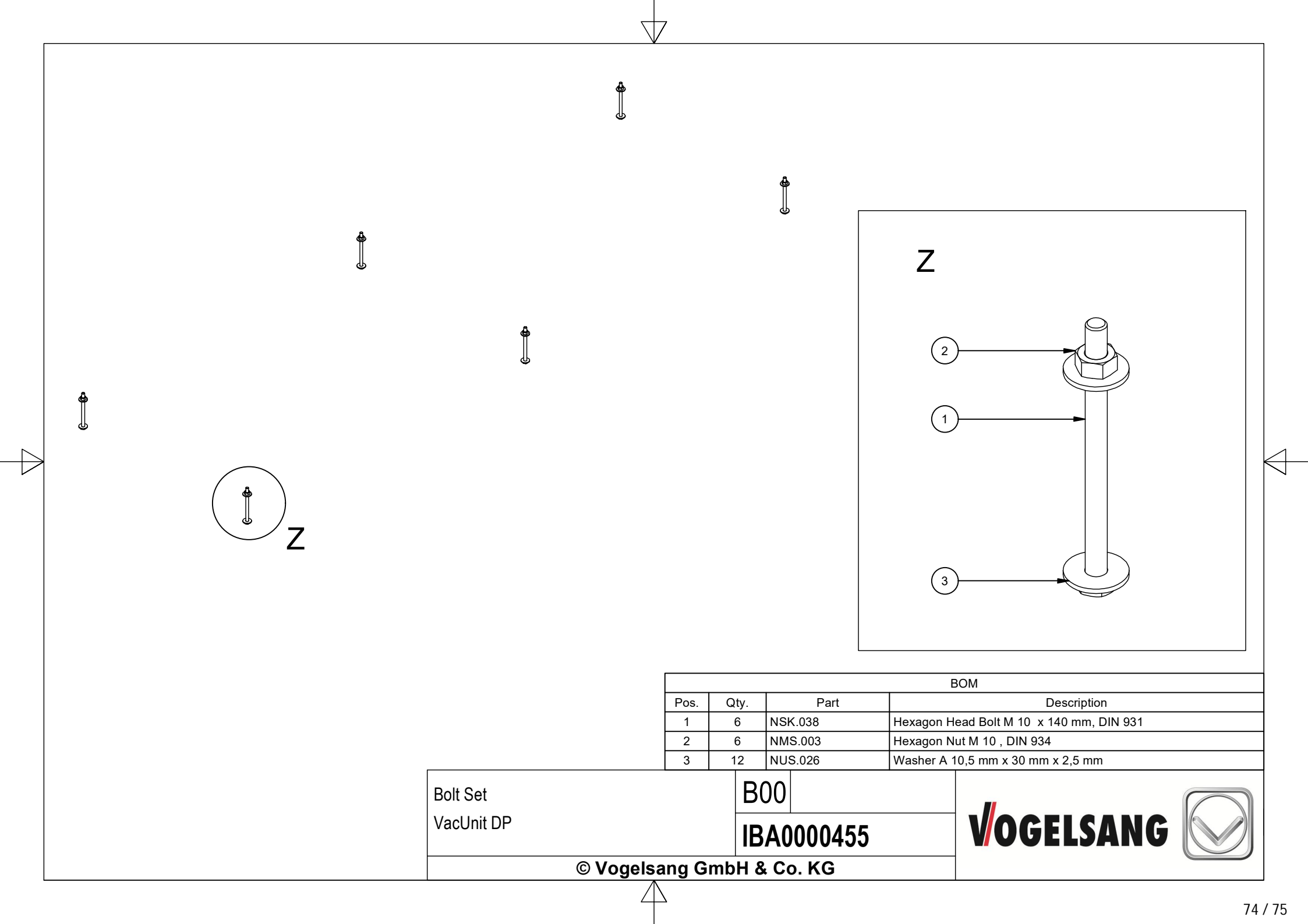
VAU0231

© Vogelsang GmbH & Co. KG

VOGELSANG







| BOM | | | |
|------|------|---------|--|
| Pos. | Qty. | Part | Description |
| 1 | 6 | NSK.038 | Hexagon Head Bolt M 10 x 140 mm, DIN 931 |
| 2 | 6 | NMS.003 | Hexagon Nut M 10 , DIN 934 |
| 3 | 12 | NUS.026 | Washer A 10,5 mm x 30 mm x 2,5 mm |

| | | | |
|---------------------------|--|------------|--|
| Bolt Set VacUnit DP | | B00 | |
| | | IBA0000455 | |
| © Vogelsang GmbH & Co. KG | | | |

**Vogelsang GmbH & Co. KG**

Holthöge 10-14, 49632 Essen (Oldenburg), GERMANY

Phone: +49 (0) 5434 83 83 83
+49 (0) 5434 83 99 99

Fax: +49 (0) 5434 83 10

service@vogelsang.info
www.vogelsang.info

Vogelsang Lutherstadt Eisleben

Gewerbegebiet Rothenschirmbach Nr. 8, 06295 Lutherstadt Eisleben, GERMANY

Phone: +49 (0) 34776 91 92 14

Fax: +49 (0) 34776 91 92 60



Subject to change without notice. Schematic drawings without claim to completeness.